



SUZUKI
MARINE

Parts Book

DF 60 (98-01)

DF 70 (98-01)

PREFACE

When it becomes necessary to replace parts on SUZUKI OUTBOARD MOTORS, always use SUZUKI GENUINE PARTS which have passed a strict inspection which guarantees quality and performance.

This parts catalogue covers the list of all service parts for SUZUKI DF60, DF70 '98~'01 MODEL.

INSTRUCTIONS FOR QUOTING THE CATALOGUE

1. DIMENSIONS

Dimensions of the parts in this catalogue are indicated in unit millimeters.

2. ABBREVIATIONS

Abbreviations used in this catalogue are as follows:

AR	: As required	NT	: Number of teeth
ASSY	: Assembly	OPT	: Optional
E.No.	: Engine number	OS	: Over size
F.No.	: Frame number	STD	: Standard
d	: Diameter of material	T	: Thickness
ID	: Inside diameter	US	: Under size
OD	: Outside diameter	W	: Width
L	: Length	S,L,UL,LL	: Transom Type
LH(PORT)	: Left hand side	'00	: MODEL:2000
RH(STBD)	: Right hand side	'01	: MODEL:2001

~123456 : Up to F.No.06001F-123456

123456~ : From F.No.06001F-123456

$\frac{12}{|} \times \frac{34}{|} \times \frac{5.6}{|}$ Figures in the description column

show the dimensions of parts.

ID OD T(or W,L)

→12345-56781 (Parts No.) : indicates that the parts number was changed to 12345-56781 and the new parts are interchangeable with the former ones but the former ones are not interchangeable with new ones.

←12345-56781 (Parts No.) : indicates that the former and new parts are interchangeable with each other and both are usable.

3. INNER PARTS OF ASSEMBLY

Part name with a dot (.) in front as shown in the description column indicates the component of the assembly also available individually.

4. MODIFICATION NOTICE

A parts bulletin will be sent to you on all occasions when changes in parts occur, including interchangeable modifications between new parts and old ones.

5. NOTE

5-1. There are some different parts from those of production models among spare parts for the administrative reasons and common use of them with other models.

5-2. In respect of rubber hoses and vinyl tubes, please be sure to use them by cutting off according to the length mentioned on parts catalogue or what is actually required on the vehicle.

5-3. Note that the drawings on the illustration page are for ready reference of spare parts number, not to be used as an assembly manual. When assembling, use "SUZUKI SERVICE MANUAL".

6. ENGINE NUMBER

DF60TLW '98 MODEL : 06001F-861001~

DF60TLX '99 MODEL : 06001F-971001~

DF60THLX '99 MODEL : 06001F-971001~

DF60TLY '00 MODEL : 06001F-030001~

DF60THLY '00 MODEL : 06001F-030001~

DF60TLK1 '01 MODEL : 06001F-151001~

DF60THLK1 '01 MODEL : 06001F-151001~

DF70TLW '98 MODEL : 07001F-861001~

DF70TLX '99 MODEL : 07001F-971001~

DF70THLX '99 MODEL : 07001F-971001~

DF70TLY '00 MODEL : 07001F-030001~

DF70THLY '00 MODEL : 07001F-030001~

DF70TLK1 '01 MODEL : 07001F-151001~

DF70THLK1 '01 MODEL : 07001F-151001~

FIG.1

REF.NO.	PART NO.	DESCRIPTION	QTY.	REMARKS
1-1	11110-99E03-019	HEAD, CYLINDER (BLACK)	1	
1-2	11110-99E05-019	HEAD, CYLINDER (BLACK)	1	MODEL:01
2	11115-82000-001	.GUIDE, VALVE	8	OPT
3	11112-99E00	PLUG, OIL VENTURI	1	
4	11119-82000	BOLT, CYLINDER HEAD	10	
5	11141-99E00	GASKET, CYLINDER HEAD	1	
6	09108-08137	STUD BOLT	2	
7	09140-08016	NUT	2	
8	09160-08082	WASHER (8.5X16X1.2)	2	
9	04211-13189	PIN, DOWEL	2	
10	11100-99800-019	COVER SET, CYLINDER HEAD (BLACK)	1	
11	11173-99E01	PLATE, BREATHER	1	
12	11189-99E00	GASKET, CYLINDER HEAD COVER	1	
13	11382-99E00	CAP, OIL FILLER	1	
14	09280-26006	O RING (D:3.1 ID:26.4)	1	
15	18498-99E40	PROTECTOR, BREATHER HOSE (620)	1	→18498-99E70 USED WITH 18498-99E80
16	18498-99E70	PROTECTOR, BREATHER HOSE (430)	1	DF60:971754~ DF70:972509~
17	18498-99E80	PROTECTOR, BREATHER HOSE (140)	1	DF60:971754~ DF70:972509~
18	09355-13207-600	HOSE, BREATHER	1	L:600→440 DF60:~971543 DF70:~972015
19	09355-13207-00B	HOSE, BREATHER	1	L:2000→700
20-1	09401-20404	CLIP	4	DF60:~971543 DF70:~972015
20-2	09401-20404	CLIP	2	DF60:971544~ DF70:972016~
21	01550-06357	BOLT	6	
22	02112-05083	SCREW	6	
23	09482-00299	SPARK PLUG (NGK BPR6ES)	4	
24	11400-99802	GASKET SET	1	OPT

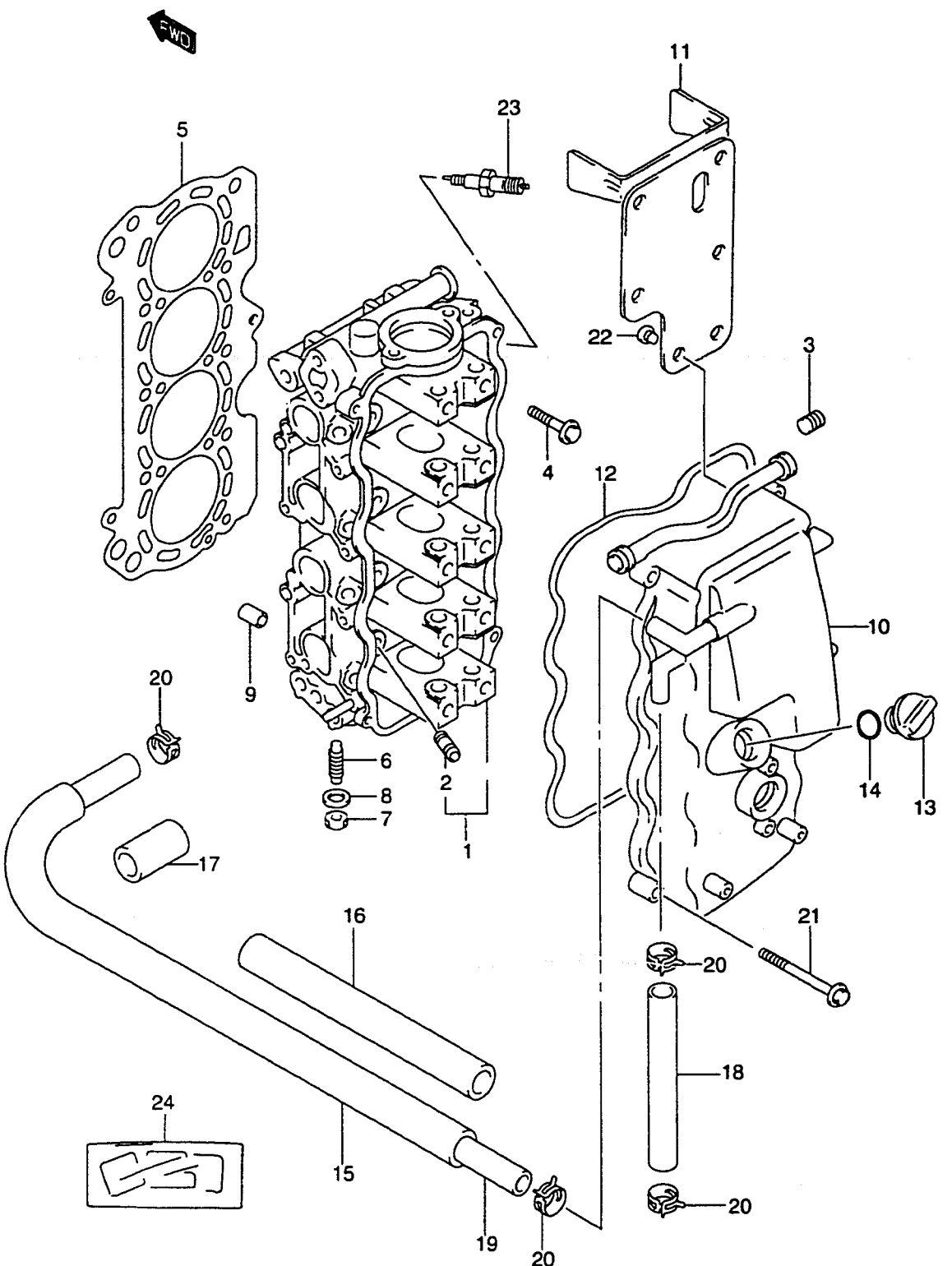


FIG.2

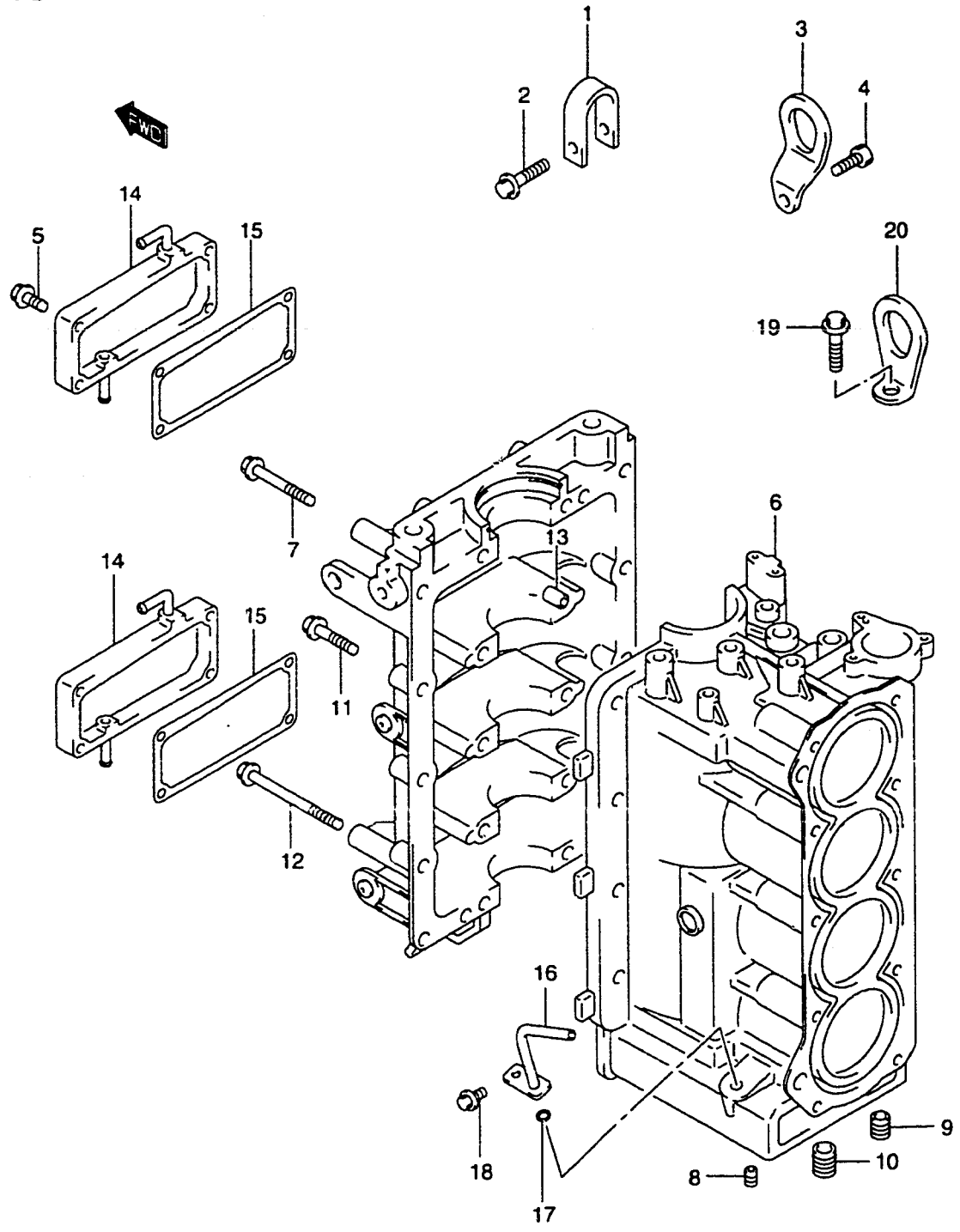


FIG.2 (B-3) CYLINDER BLOCK

REF.NO.	PART NO.	DESCRIPTION	QTY.	REMARKS
1	11291-94402	HOOK, ENGINE PORT	1	
2	01550-08357	BOLT	1	
3	11291-94600	HOOK, ENGINE STBD	1	
4	01550-08257	BOLT	1	
5	01550-06257	BOLT	8	DF60:~971960 DF70:~MODEL:00
6	11300-99E05-019	BLOCK, CYLINDER (BLACK)	1	
7	11251-85FA1	.BOLT	10	
8	09246-05006	.PLUG	1	
9	09246-08002	.PLUG	2	-MODEL:98
10	09246-16010	.PLUG	1	-MODEL:00
11	01550-08407	.BOLT	7	
12	01550-08607	.BOLT	3	
13-1	09206-13019	.PIN, KNOCK	5	MODEL:98,99
13-2	09206-13019	.PIN, KNOCK	3	MODEL:00,01
14	11330-99E00-019	COVER, WATER JKT (BLACK)	2	DF60:~971960 DF70:~MODEL:00
15	11332-99E00	GASKET, WATER JKT COVER	2	DF60:~971960 DF70:~MODEL:00
16	16930-99E00	GUIDE, OIL LEVEL GAUGE	1	
17	09280-10016	O RING (D:1.9 ID:9.8)	1	
18	01550-06127	BOLT	1	
19	01550-08207	BOLT	1	OPT
20	11291-91B50	HOOK, ENGINE	1	OPT

FIG.3

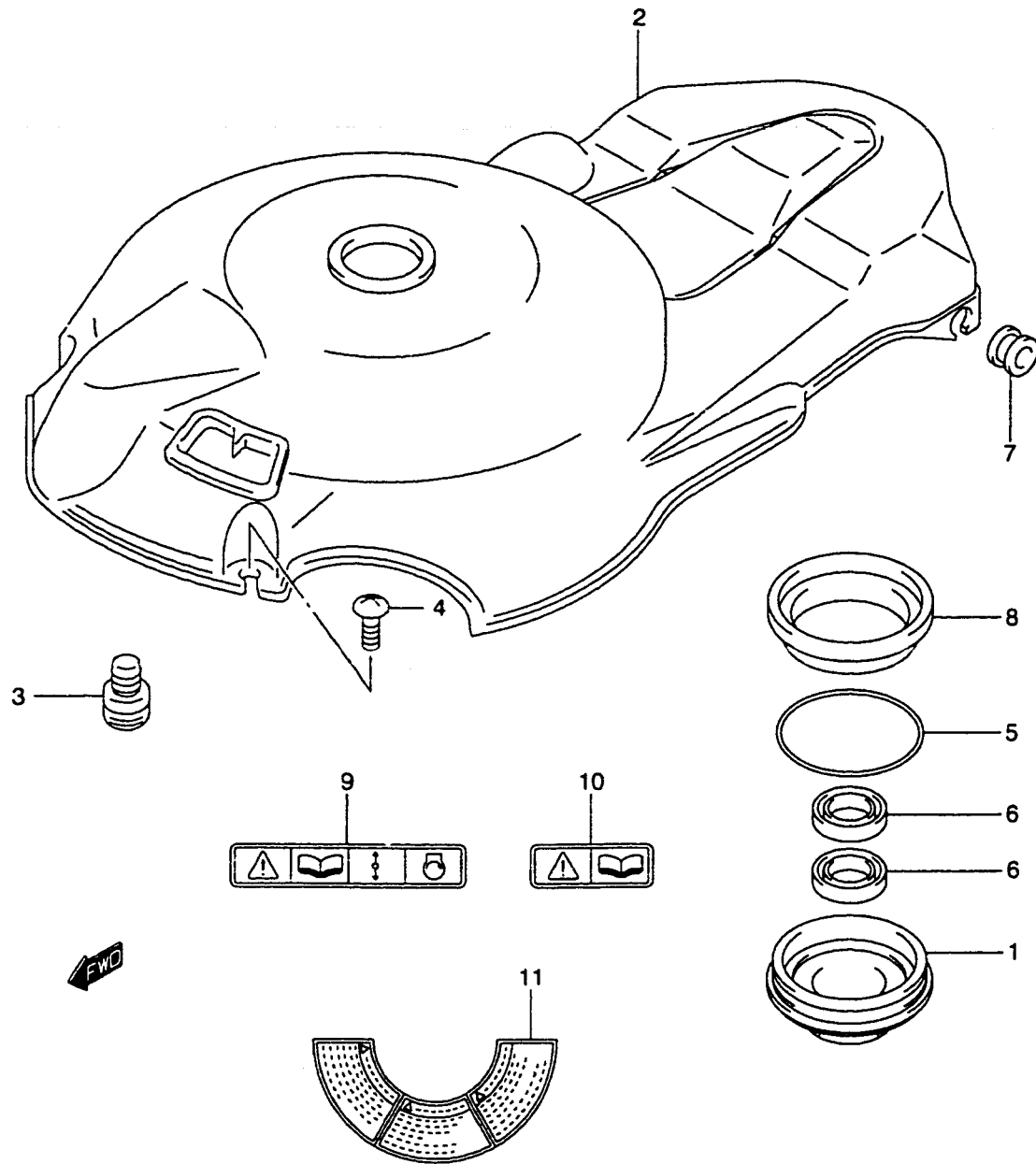


FIG.3 (B-4)

UNDER OIL SEAL HOUSING

REF.NO.	PART NO.	DESCRIPTION	QTY.	REMARKS
1	11431-99E02	HOUSING, UNDER OIL SEAL	1	
2-1	11511-99E00	COVER, RING GEAR	1	
2-2	11511-99E01	COVER, RING GEAR	1	DF60:031705~ DF70:033295~
3	11512-99E00	CUSHION, RING GEAR COVER	1	
4	09125-06111	SCREW (6X18)	1	
5	09280-64003	O RING (D:3.1 ID:63.9)	1	
6	09282-22007	SEAL, OIL	2	
7	09320-10008	CUSHION	2	
8	09283-52004	SEAL, CRANKSHAFT OIL	1	
9	69711-93E10	LABEL, CAUTION	1	
10	69712-93E00	LABEL, CAUTION	1	-MODEL:99
11	61472-93E30	LABEL, MAG COVER	1	

FIG.4

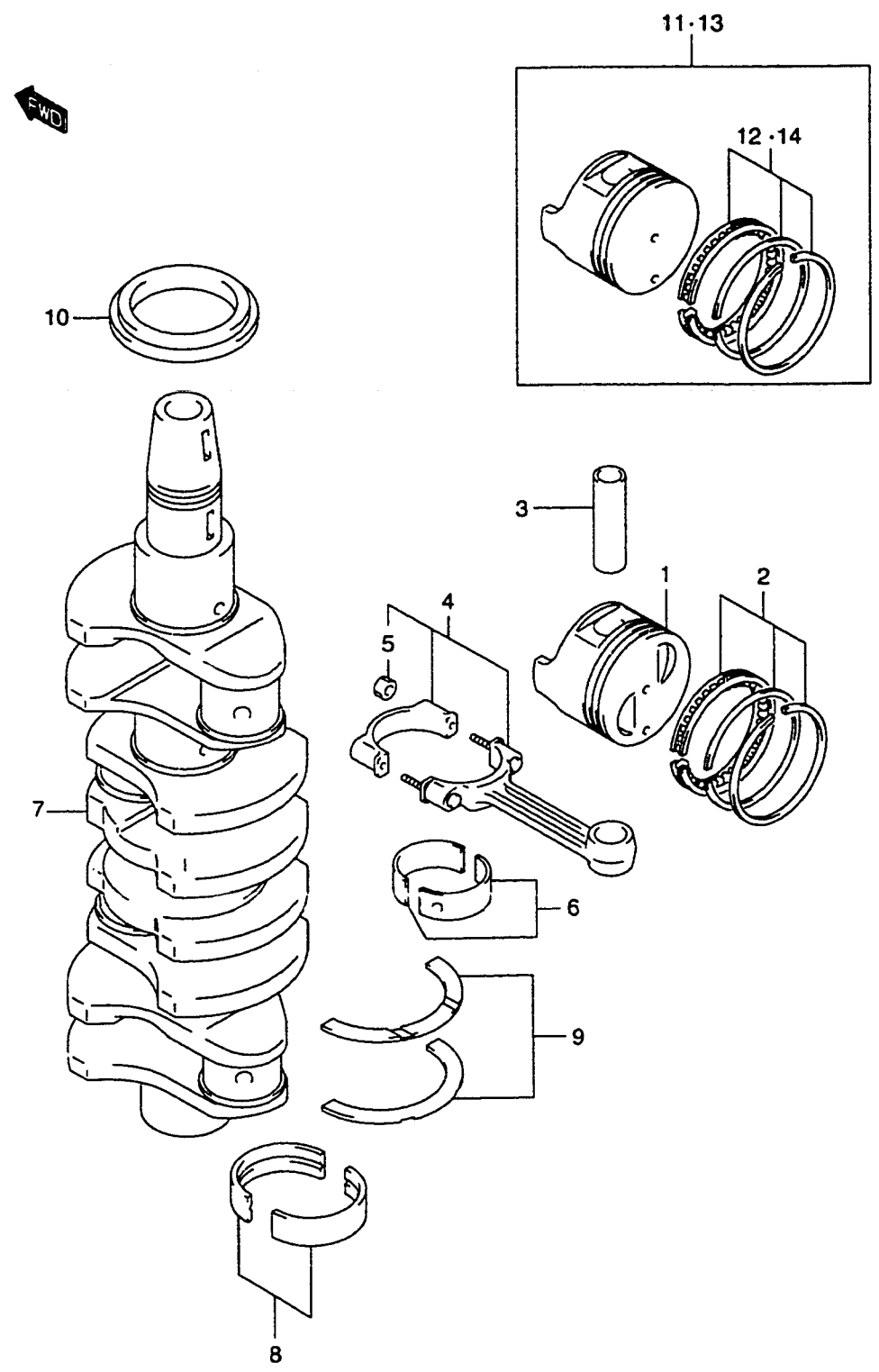


FIG.4 (B-5)

CRANKSHAFT

QTY.

REF.NO.	PART NO.	DESCRIPTION	REMARKS
1	12111-99E01	PISTON	4
2	12140-82X50	RING SET, PISTON	4
3	12151-82000	PIN, PISTON	4
4	12160-86002	CONNROD ASSY	4
5	09159-08033	.NUT	8
6	12100-82810	BEARING SET, BIG END	4
7	12220-99E00	CRANKSHAFT	1
8-1	12340-58B00-0A0	BEARING SET, MAIN	5 GREEN
8-2	12340-58B00-0B0	BEARING SET, MAIN	5 BLACK
8-3	12340-58B00-0C0	BEARING SET, MAIN	5 N/PAIN
8-4	12340-58B00-0D0	BEARING SET, MAIN	5 YELLOW
8-5	12340-58B00-0E0	BEARING SET, MAIN	5 BLUE
9	12300-60820	BEARING SET, THRUST	1
10	09283-52004	SEAL, OIL (52X70X10)	1
11	12100-99E01-025	PISTON SET (OS:0.25)	4 OPT
12	12140-82X50-025	.RING SET, PISTON (OS:0.25)	4 OPT
13	12100-99E01-050	PISTON SET (OS:0.50)	4 OPT
14	12140-82X50-050	.RING SET, PISTON (OS:0.50)	4 OPT

FIG.5

QTY.

REF.NO.	PART NO.	DESCRIPTION	QTY.	REMARKS
1	12631-99E00	PULLEY, TIMING BELT	1	
1A	12631-99E10	PULLEY, TIMING BELT	1	MODEL:01
2	12635-99E00	GUIDE, TIMING BELT	2	
2A	12635-99E10	GUIDE, TIMING BELT	1	MODEL:01
3	12637-99E00	NUT, PULLEY	1	
4-1	12740-99E01	PULLEY, CAMSHAFT TIMING	1	
4-2	12740-99E10	PULLEY, CAMSHAFT TIMING	1	MODEL:01
5	09160-12082	WASHER (12.5X24X3.2)	1	
6	09164-38001	WASHER	1	
7	01500-12407	BOLT	1	
8	04221-05109	PIN	1	
9	08341-31059	KEY	1	
10	12761-72F00	BELT, TIMING	1	
11	12810-99E00	TENSIONER, TIMING BELT	1	
12	12821-99E01	SPRING, TENSIONER	1	
13	63163-04F00	BOLT	1	
14	09403-20301	CLAMP	1	
15	01550-08207	BOLT	2	

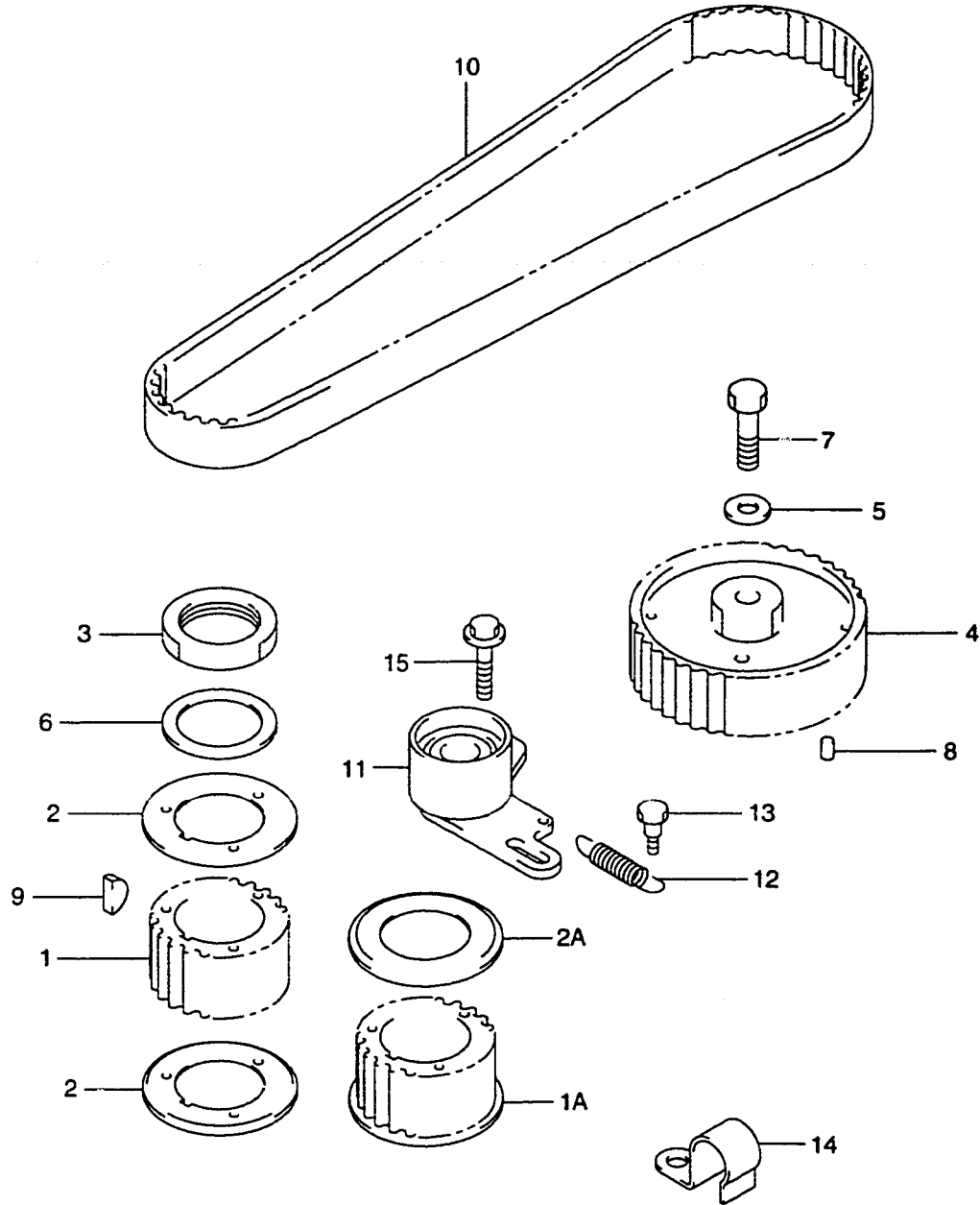


FIG.6

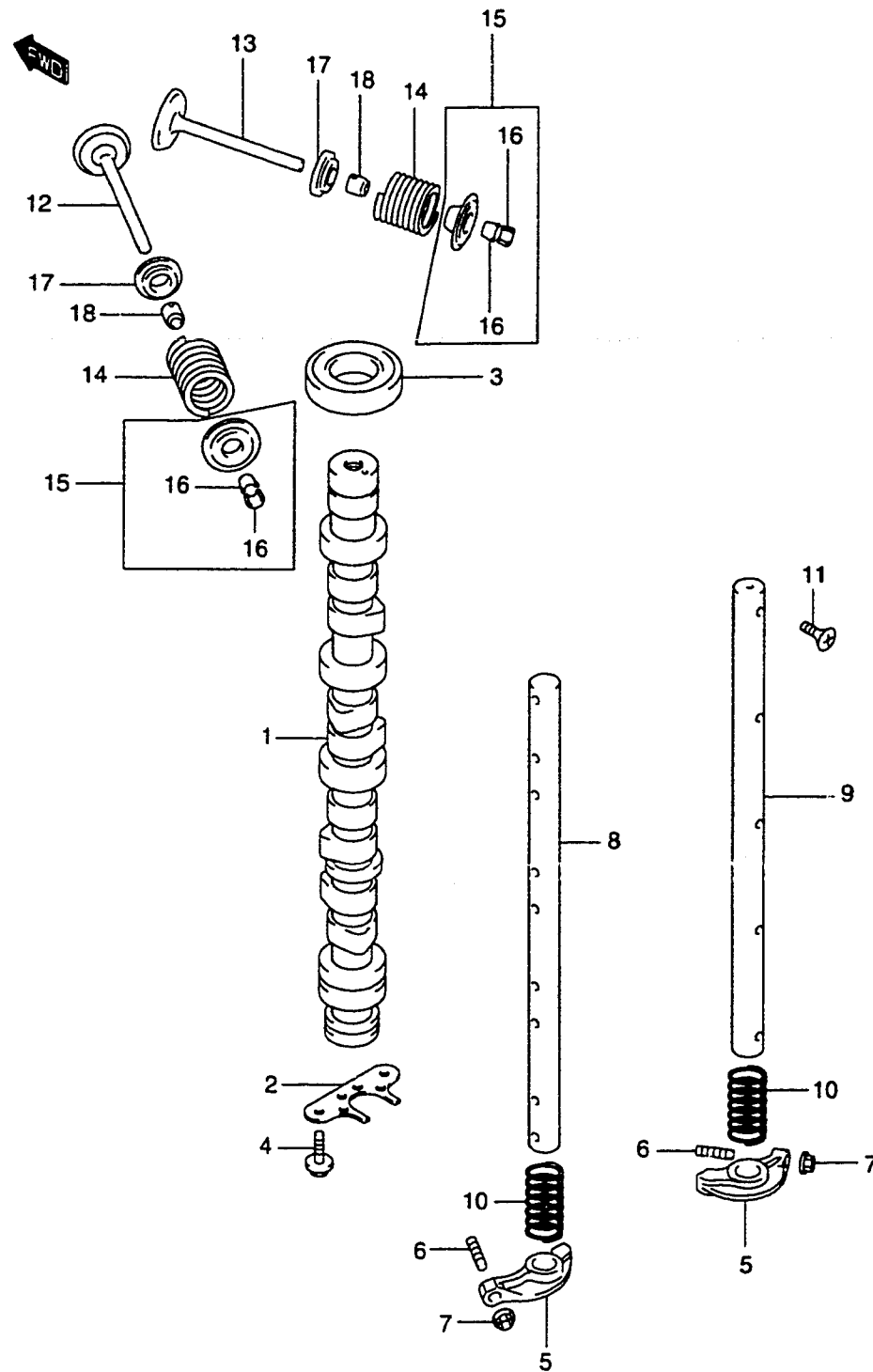


FIG.6 (B-7)

CAMSHAFT

REF.NO.	PART NO.	DESCRIPTION	QTY.	REMARKS
1-1	12710-99E01	CAMSHAFT	1	DF60T,60TH
1-2	12710-99E11	CAMSHAFT	1	DF70T,70TH
2	12731-99E00	PLATE, CAMSHAFT THRUST	1	
3	09283-32041	SEAL, OIL (32X52X8)	1	
4	01550-06167	BOLT	2	
5	12841-99E02	ARM, ROCKER	8	
6	12848-82000	SCREW, VALVE ADJUSTING	8	
7	09159-07004	NUT	8	
8	12860-82600	SHAFT, INTAKE ROCKER ARM	1	
9	12870-82600	SHAFT, EXHAUST ROCKER ARM	1	
10	12891-51G00	SPRING, ROCKET ARM	8	
11	02122-06123	SCREW	10	
12	12911-82010	VALVE, INTAKE	4	
13	12915-82062	VALVE, EXHAUST	4	
14	12921-60A00	SPRING, VALVE	8	
15	12900-82810	RETAINER COTTER VALVE SET	8	
16	12932-82000	.COTTER, VALVE	16	
17	12933-73000	SEAT, VALVE SPRING	8	
18	09289-07007	SEAL, OIL	8	

FIG.7

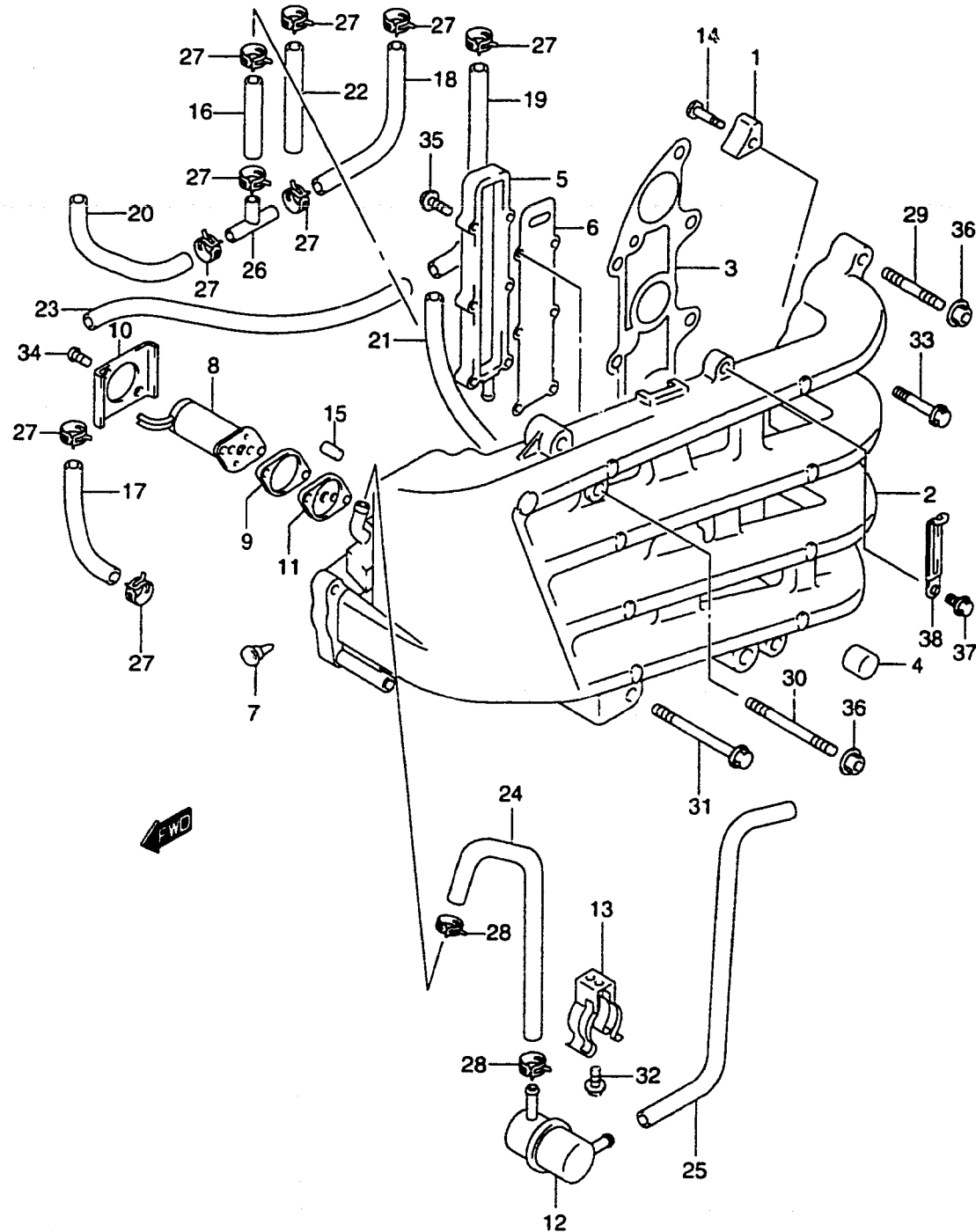


FIG.7 (B-8)

INLET MANIFOLD (DF60,70)(*)

REF.NO.	PART NO.	DESCRIPTION	QTY.	REMARKS
1	11281-94400	PROTECTION, ANODE	2	
2	13110-99E01	MANIFOLD, INLET	1	
3	13119-99E00	GASKET, INLET MANIFOLD	1	
4	09329-12004	CUSHION	3	
5	13140-99E00	COVER, INMANI	1	DF60:~971960
6	13145-99E01	GASKET, INMANI COVER	1	DF60:~971960
7	13350-99E00	SCREW, BYPASS AIR	1	
8	13450-99E00	VALVE, IAC	1	
9	13452-61A00	FLANGE	1	
10	13453-61A00	HOLDER	1	
11	13451-99E00	SEAT, RUBBER	1	
12	18145-84380	SILENCER, IAC VALVE	1	
13	18146-84380	CLAMP, SILENCER	1	
14	09126-06005	SCREW (6X30)	2	
15	09202-07001	PIN, DOWEL	2	
16	09352-50903-600	HOSE (INMANI TO UNION)	1	L:600→90
17	09352-50903-600	HOSE (CASE TO CASE)	1	L:600→60
18	09352-50903-600	HOSE (UNION TO SEP)	1	L:600→250
19	09352-50903-600	HOSE (SEP TO UNION)	1	L:600→240
20	09352-50903-600	HOSE (UNION TO CASE)	1	L:600→210
21	09352-50903-600	HOSE (UNION TO OIL PAN)	1	L:600→240
22	09352-50903-600	HOSE (HOLDER TO INMANI)	1	L:600→400
23	09352-50903-600	HOSE (CASE TO UNION)	1	L:600→500
24	09352-70121-600	HOSE (INMANI TO IAC)	1	L:600→440
25	09352-70121-00B	HOSE, SILENCER	1	L:2000→620
26	09367-06002	3-WAY	2	
27	09401-08411	CLIP	16	
28	09401-11407	CLIP	3	DF60:~971653 DF70:~972322

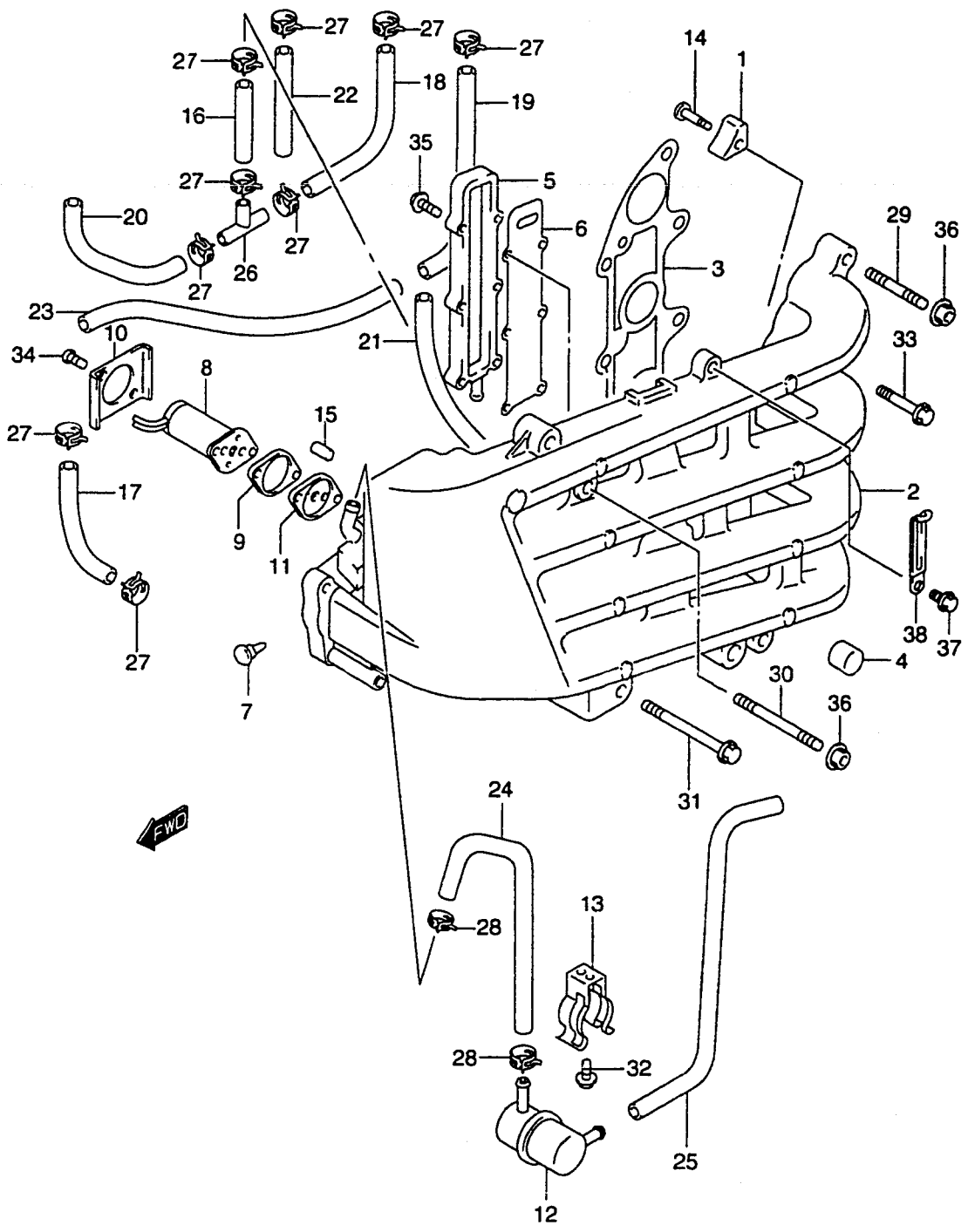
(*) : DF60:~971960
DF70:~973969

REFER TO FIG.7A(B-10) FOR DF60:971961~MODEL:01
REFER TO FIG.8 (B-11) FOR DF70:973970~
REFER TO FIG.9 (B-13) FOR DF70:MODEL:01

FIG.7

FIG.7 (B-9)

INLET MANIFOLD (DF60,70)(*)

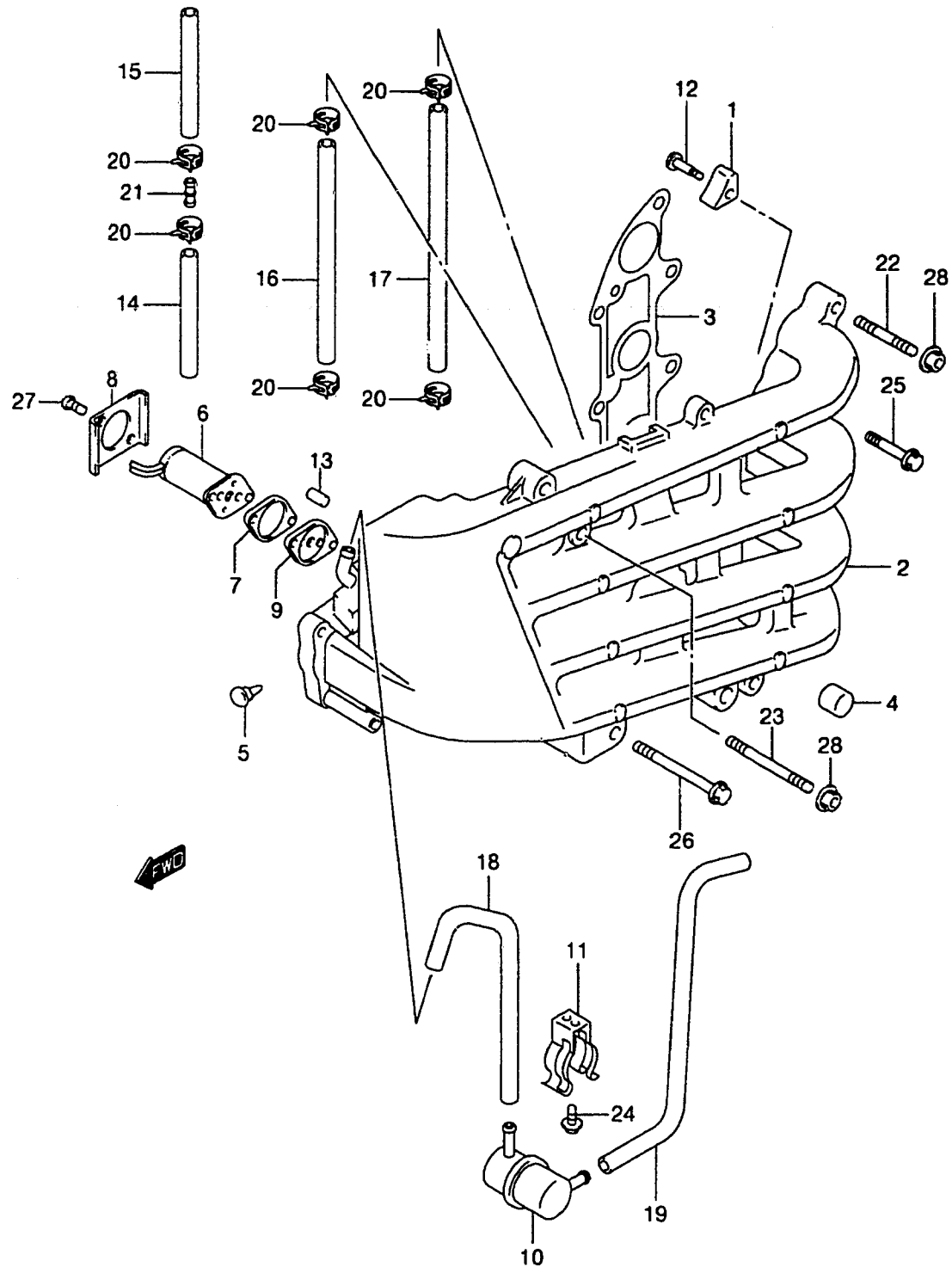


REF.NO.	PART NO.	DESCRIPTION	QTY.	REMARKS
29	01421-08357	BOLT, STUD	2	
30	01421-08457	BOLT, STUD	1	
31	01550-08757	BOLT	1	
32	01550-06127	BOLT	1	
33	01550-08407	BOLT	7	
34	02112-05167	SCREW	2	
35-1	01560-06207	BOLT	6	
35-2	01560-06257	BOLT	6	DF60:971637- DF70:972233-
36	08316-10087	NUT	3	
37	01550-06107	BOLT	1	
38	09404-06432	CLAMP	1	

FIG.7A

FIG.7A (B-10)

INLET MANIFOLD (DF60:971961-MODEL:01)

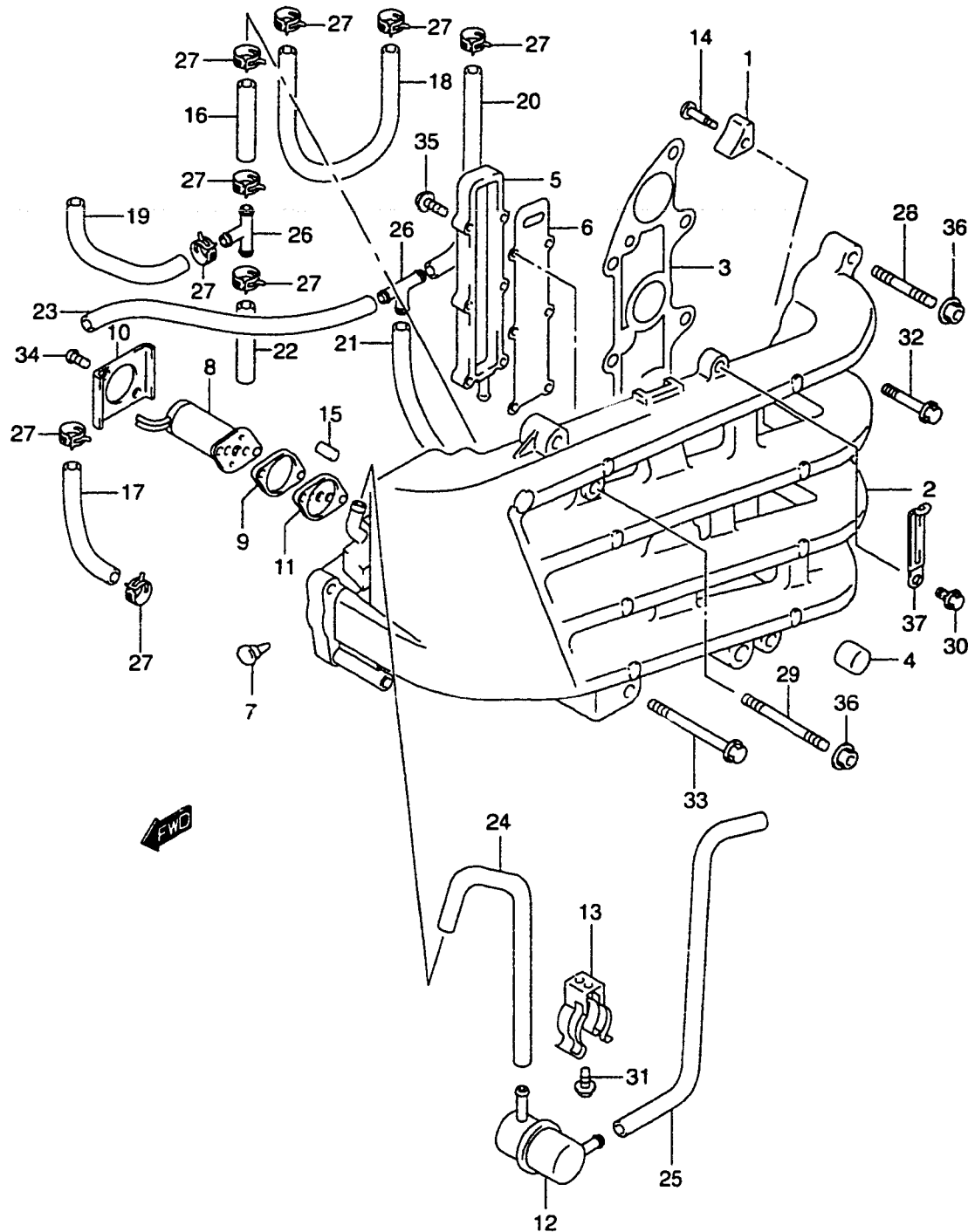


REF.NO.	PART NO.	DESCRIPTION	QTY.	REMARKS
1	11281-94400	PROTECTION, ANODE	2	
2-1	13110-99E01	MANIFOLD, INLET	1	
2-2	13110-99E20	MANIFOLD, INLET	1	MODEL:01
3	13119-99E00	GASKET, INLET MANIFOLD	1	
4	09329-12004	CUSHION	3	
5	13350-99E00	SCREW, BYPASS AIR	1	
6	13450-99E00	VALVE, IAC	1	
7	13452-61A00	FLANGE	1	
8	13453-61A00	HOLDER	1	
9	13451-99E00	SEAT, RUBBER	1	
10	18145-84380	SILENCER, IAC VALVE	1	
11	18146-84380	CLAMP, SILENCER	1	
12	09126-06005	SCREW (6X30)	2	
13	09202-07001	PIN, DOWEL	2	
14	09352-50903-600	HOSE (2 WAY TO SEP)	1	L:600→200 MODEL:01
15	09352-50903-600	HOSE (HOLDER TO 2 WAY)	1	L:600→200 MODEL:01
16	09352-50903-600	HOSE (HOLDER TO SEP)	1	L:600→400 -MODEL:00
17	09352-50903-600	HOSE (SEP TO OIL PAN)	1	L:600→470
18	09352-70121-600	HOSE (INMANI TO IAC)	1	L:600→440
19	09352-70121-00B	HOSE, SILENCER	1	L:2000→620
20-1	09401-08411	CLIP	4	
20-2	09401-08411	CLIP	6	MODEL:01
21	09364-06005	2 WAY	1	MODEL:01
22	01421-08357	BOLT, STUD	2	
23	01421-08457	BOLT, STUD	1	
24	01550-06127	BOLT	2	
25	01550-08407	BOLT	7	
26	01550-08757	BOLT	1	
27	02112-05167	SCREW	2	
28	08316-10087	NUT	3	

FIG.8

FIG.8 (B-11)

INLET MANIFOLD (DF70:973970~)



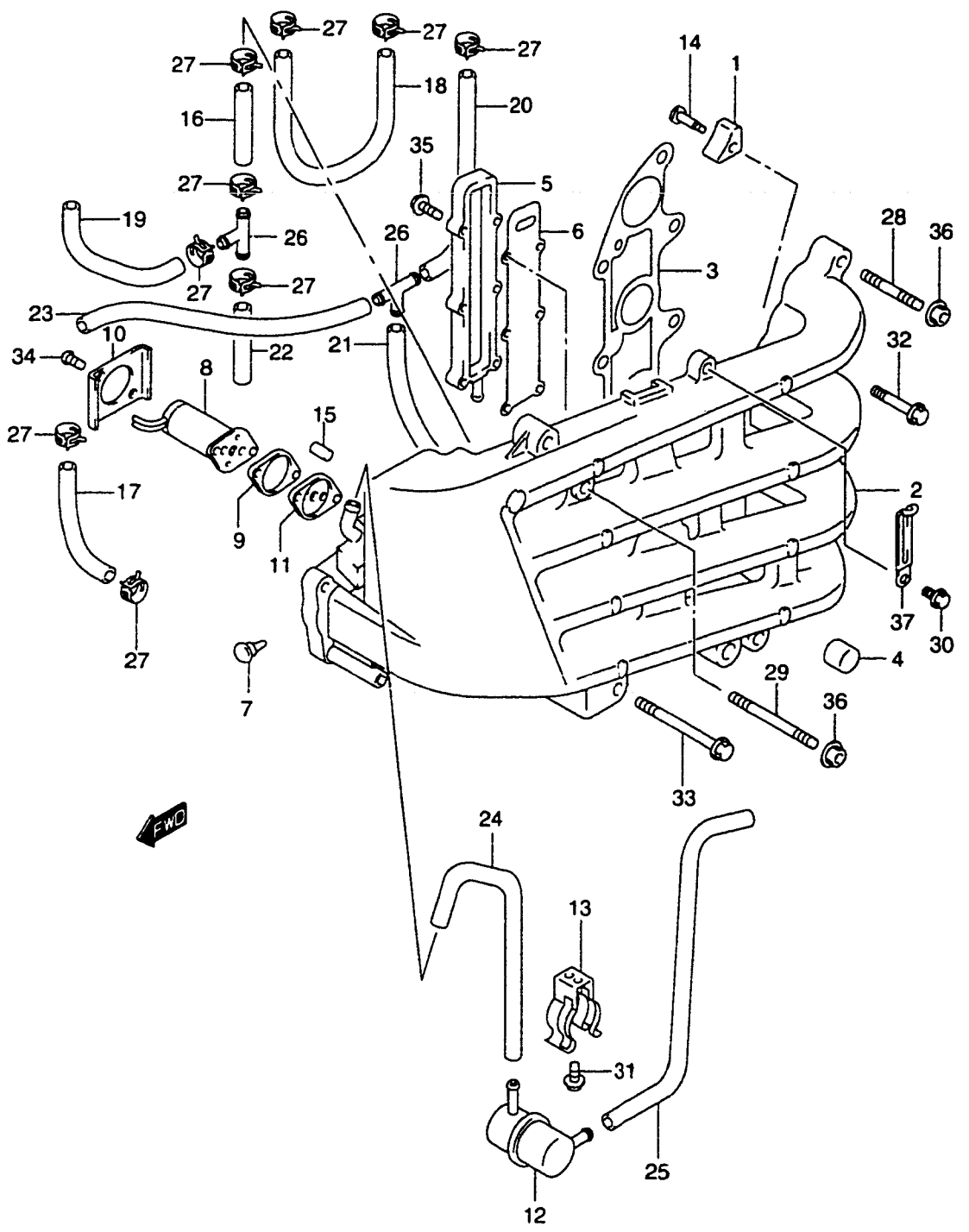
QTY.

REF.NO.	PART NO.	DESCRIPTION	REMARKS
1	11281-94400	PROTECTION, ANODE	2
2	13110-99E01	MANIFOLD, INLET	1
3	13119-99E00	GASKET, INLET MANIFOLD	1
4	09329-12004	CUSHION	3
5	13140-99E00	COVER, INMANI	1
6	13145-99E01	GASKET, INMANI COVER	1
7	13350-99E00	SCREW, BYPASS AIR	1
8	13450-99E00	VALVE, IAC	1
9	13452-61A00	FLANGE	1
10	13453-61A00	HOLDER	1
11	13451-99E00	SEAT, RUBBER	1
12	18145-84380	SILENCER, IAC VALVE	1
13	18146-84380	CLAMP, SILENCER	1
14	09126-06005	SCREW (6X30)	2
15	09202-07001	PIN, DOWEL	2
16	09352-50903-600	HOSE (UNION TO INMANI)	1 L:600→60
17	09352-50903-600	HOSE (CASE TO CASE)	1 L:600→60
18	09352-50903-600	HOSE (INMANI TO SEP)	1 L:600→200
19	09352-50903-600	HOSE (UNION TO CASE)	1 L:600→210
20	09352-50903-600	HOSE (SEP TO UNION)	1 L:600→240
21	09352-50903-600	HOSE (UNION TO OIL PAN)	1 L:600→240
22	09352-50903-600	HOSE (HOLDER TO UNION)	1 L:600→320
23	09352-50903-600	HOSE (CASE TO UNION)	1 L:600→500
24	09352-70121-600	HOSE (INMANI TO IAC)	1 L:600→440
25	09352-70121-00B	HOSE, SILENCER	1 L:2000→620
26	09367-06002	3-WAY	2
27	09401-08411	CLIP	6
28	01421-08357	BOLT, STUD	2
29	01421-08457	BOLT, STUD	1
30	01550-06107	BOLT	1

FIG.8

FIG.8 (B-12)

INLET MANIFOLD (DF70:973970~)



REF.NO.	PART NO.	DESCRIPTION	QTY.	REMARKS
31	01550-06127	BOLT	2	
32	01550-08407	BOLT	7	
33	01550-08757	BOLT	1	
34	02112-05167	SCREW	2	
35	01560-06257	BOLT	6	
36	08316-10087	NUT	3	
37	09404-06432	CLAMP	1	

REF.NO.	PART NO.	DESCRIPTION	REMARKS
1	11281-94400	PROTECTION, ANODE	
2	13110-99E20	MANIFOLD, INLET	
3	13119-99E00	GASKET, INLET MANIFOLD	
4	09329-12004	CUSHION	
5	13140-99E00	COVER, INMANI	
6	13145-99E01	GASKET, INMANI COVER	
7	13350-99E00	SCREW, BYPASS AIR	
8	13450-99E00	VALVE, IAC	
9	13452-61A00	FLANGE	
10	13453-61A00	HOLDER	
11	13451-99E00	SEAT, RUBBER	
12	18145-84380	SILENCER, IAC VALVE	
13	18146-84380	CLAMP, SILENCER	
14	09126-06005	SCREW (6X30)	
15	09202-07001	PIN, DOWEL	
16	09352-50903-600	HOSE (2 WAY TO INMANI)	L:600→180
17	09352-50903-600	HOSE (INMANI TO SEP)	L:600→200
18	09352-50903-600	HOSE (HOLDER TO 2 WAY)	L:600→200
19	09352-50903-600	HOSE (VS TO OIL PAN)	L:600→470
20	09352-70121-600	HOSE (SILENCER TO VALVE)	L:600→440
21	09352-70121-00B	HOSE, SILENCER	L:2000→620
22	09401-08411	CLIP	
23	09364-06005	2 WAY	
24	01421-08357	BOLT, STUD	
25	01421-08457	BOLT, STUD	
26	01550-06127	BOLT	
27	01550-08407	BOLT	
28	01550-08757	BOLT	
29	02112-05167	SCREW	
30	01560-06257	BOLT	
31	08316-10087	NUT	
32	09404-06432	CLAMP	

FIG.9

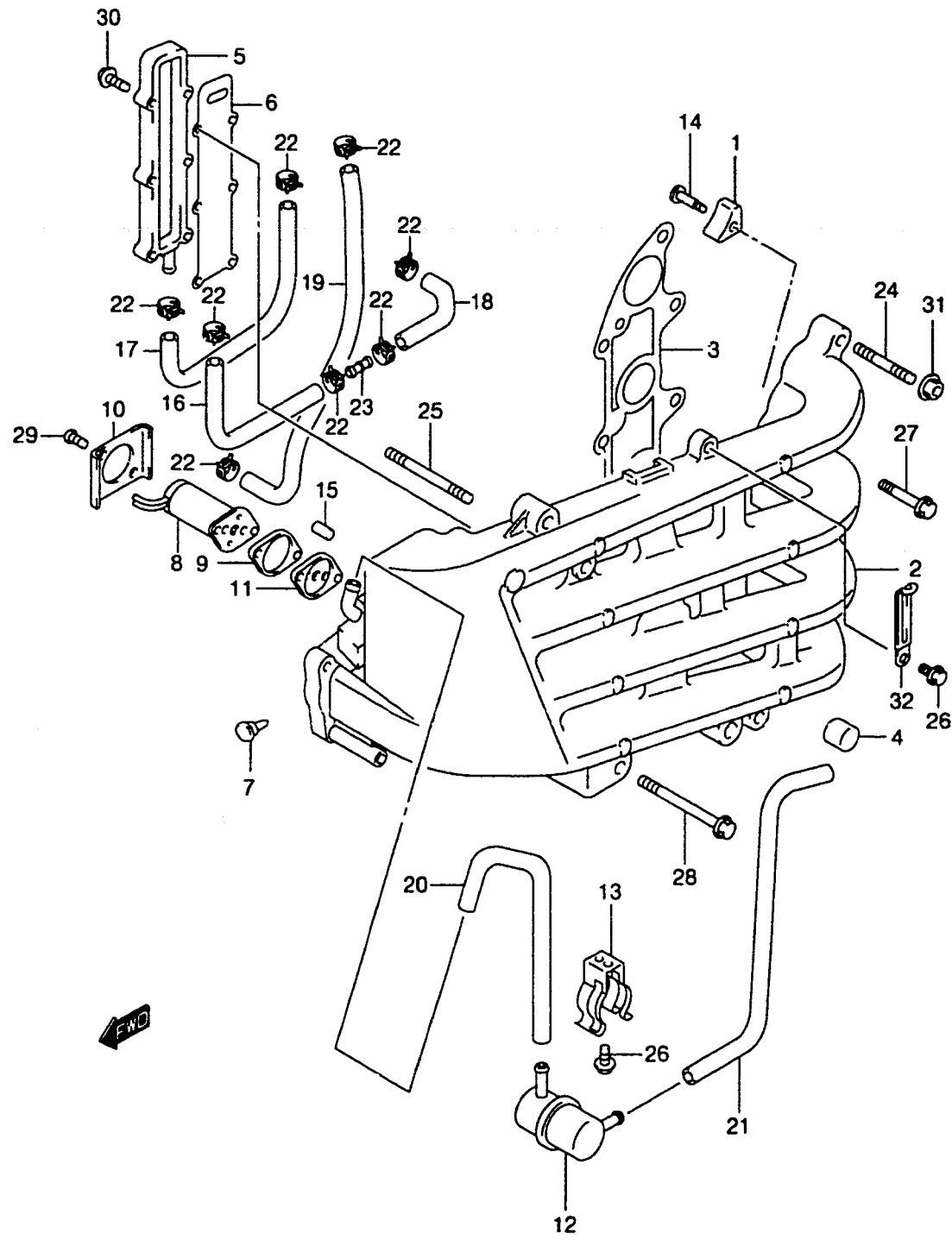
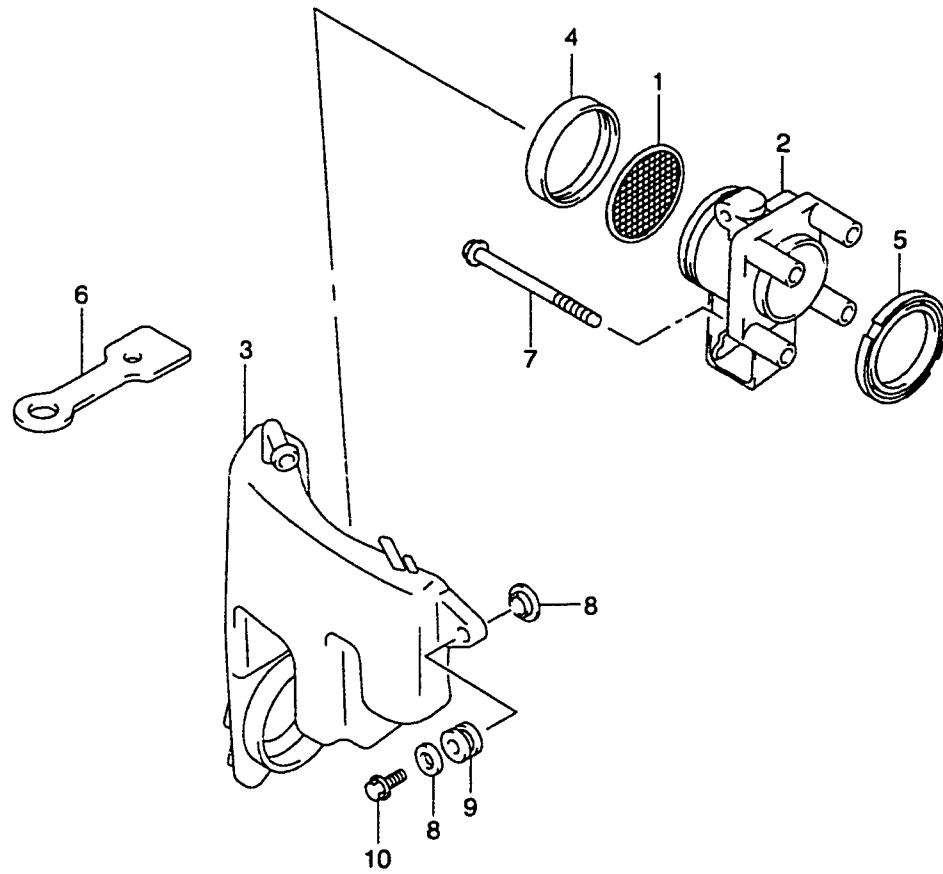
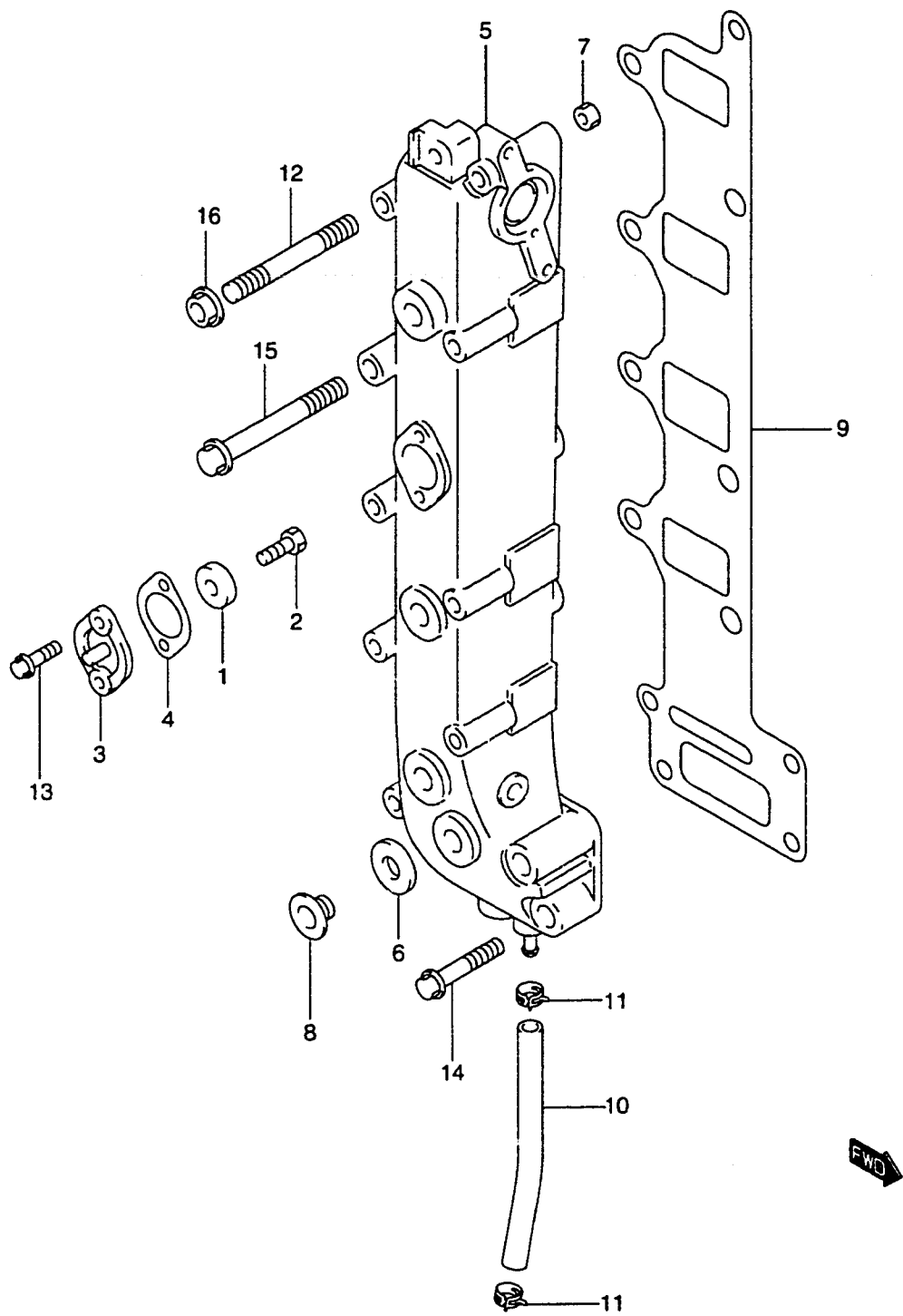


FIG.10



REF.NO.	PART NO.	DESCRIPTION	QTY.	REMARKS
1	13710-99E00	ARRESTER, FLAME	1	
2	13811-99E00	SILENCER	1	
3	13812-99E01	COVER, SILENCER	1	
4	13813-99E01	HOLDER, FLAME ARRESTER	1	
5	13851-99E01	SEAL, SILENCER	1	
6	13816-99E00	BAND, SILENCER COVER	1	
7	09103-08165	BOLT (8X105)	4	
8	09169-06067	WASHER (6.8X19X1.6)	2	
9	09320-09039	CUSHION	1	
10	01550-06257	BOLT	1	

FIG.11

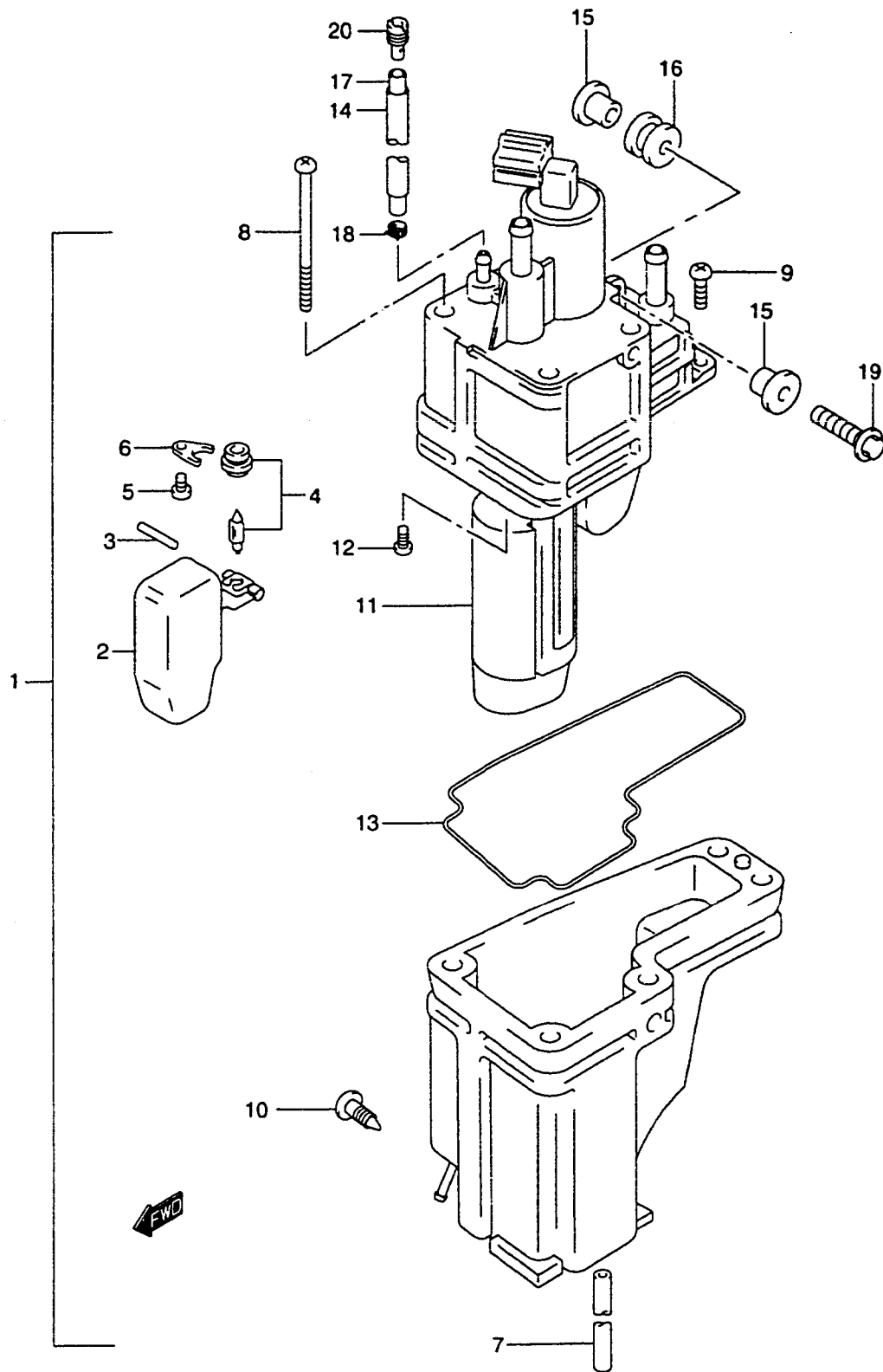


REF.NO.	PART NO.	DESCRIPTION	QTY.	REMARKS
1	55321-87J00	ZINC, PROTECTION	1	
2	09128-06021	BOLT (6X14)	1	
3-1	11261-87E00-0EP	COVER, PROTECTION ANODE (BLACK)	1	
3-2	11261-87E10-0EP	COVER, PROTECTION ANODE (BLACK)	1	MODEL:01
4	11265-87E10	GASKET, PROTECTION COVER	1	
5-1	14100-99800-019	MANIFOLD, EXHAUST (BLACK)	1	
5-2	14110-99E02-019	MANIFOLD, EXHAUST (BLACK)	1	DF60T:861477~ DF70T:861713~
6	09160-18031	.GASKET	1	
7	09246-06005	.PLUG	9	
8	09248-18006	.PLUG	1	
9	14151-99E00	GASKET, EXHAUST MANIFOLD	1	
10	09352-50903-600	HOSE	1	L:600→150
11	09401-08411	CLIP	2	
12	01421-08657	BOLT, STUD	4	
13	01550-06207	BOLT	2	
14	01550-08507	BOLT	2	
15	01550-08857	BOLT	6	
16	08316-10087	NUT	4	

FIG.12

FIG.12 (C-2)

FUEL VAPOR SEPARATOR



QTY.

REF.NO.	PART NO.	DESCRIPTION	QTY.	REMARKS
1	15600-99E00	SEPARATOR, FUEL VAPOR	1	
2	15650-99E00	.FLOAT	1	
3	15654-99E00	.PIN	1	
4	15633-99E00	.VALVE, NEEDLE	1	WITH VALVE SEAT
5	02112-04083	.SCREW	1	
6	13373-39110	.PLATE	1	
7	15644-99E00	.HOSE, DRAIN	1	
8	15627-99E00	.SCREW (L:70)	3	
9	15628-99E00	.SCREW (L:15)	2	
10	15629-99E00	.SCREW, DRAIN	1	
11	15641-99E00	.FILTER, FUEL PUMP	1	
12	15642-99E00	.SCREW (L:13)	1	
13	15626-99E00	.O RING	1	
14	18498-99E00	PROTECTOR	1	
15	09169-06067	WASHER	6	
16	09320-09039	CUSHION	3	
17	09355-35755-600	HOSE	1	L:600→460
18	09401-06405	CLIP	2	
19	02162-06257	BOLT	3	
20	09493-20020	JET, EVAPORATION HOSE	2	OPT

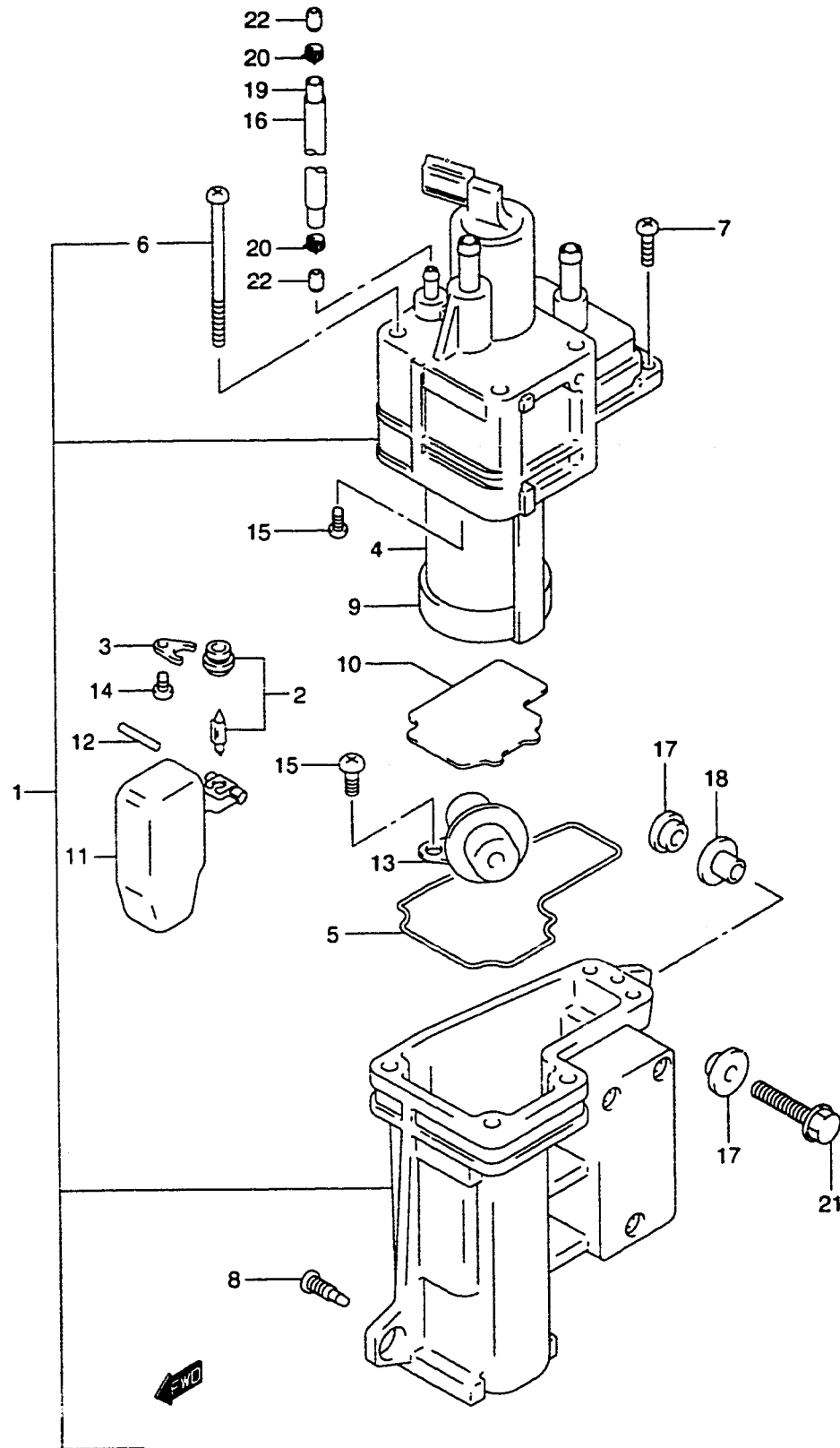
REFER TO FIG.13(C-3) FOR DF60:971544~,DF70:972016~
REFER TO FIG.14(C-4) FOR MODEL:01

FIG.13

FIG.13 (C-3)

FUEL VAPOR SEPARTOR (*)

QTY.



REF.NO.	PART NO.	DESCRIPTION	QTY.	REMARKS
1	15600-99E12	SEPARATOR, FUEL VAPOR	1	
2	13370-99E00	.VALVE, NEEDLE	1	
3	13373-39110	.PLATE	1	
4	15200-87J00	.PUMP	1	
5	15626-99E00	.O RING	1	
6	15627-99E00	.SCREW (L:70)	3	
7	15628-99E00	.SCREW (L:15)	2	
8	15629-99E00	.SCREW, DRAIN	1	
9	15641-99E00	.FILTER, FUEL PUMP	1	
10	15642-87J00	.PLATE	1	
11	15650-99E00	.FLOAT	1	
12	15654-99E00	.PIN	1	
13	15760-87J00	.REGULATOR	1	
14	02112-04083	.SCREW	1	
15	02112-05103	.SCREW	2	
16	18498-99E00	PROTECTOR (L:390)	1	
17	09169-06067	WASHER	6	
18	09320-09039	CUSHION	3	
19	09352-50&23-600	HOSE	1	L:600→460
20	09401-08409	CLIP	2	
21	01550-06257	BOLT	3	
22	15661-99E00	JET, EVAPORATION HOSE	2	OPT DF60:-972160 DF70:-974112

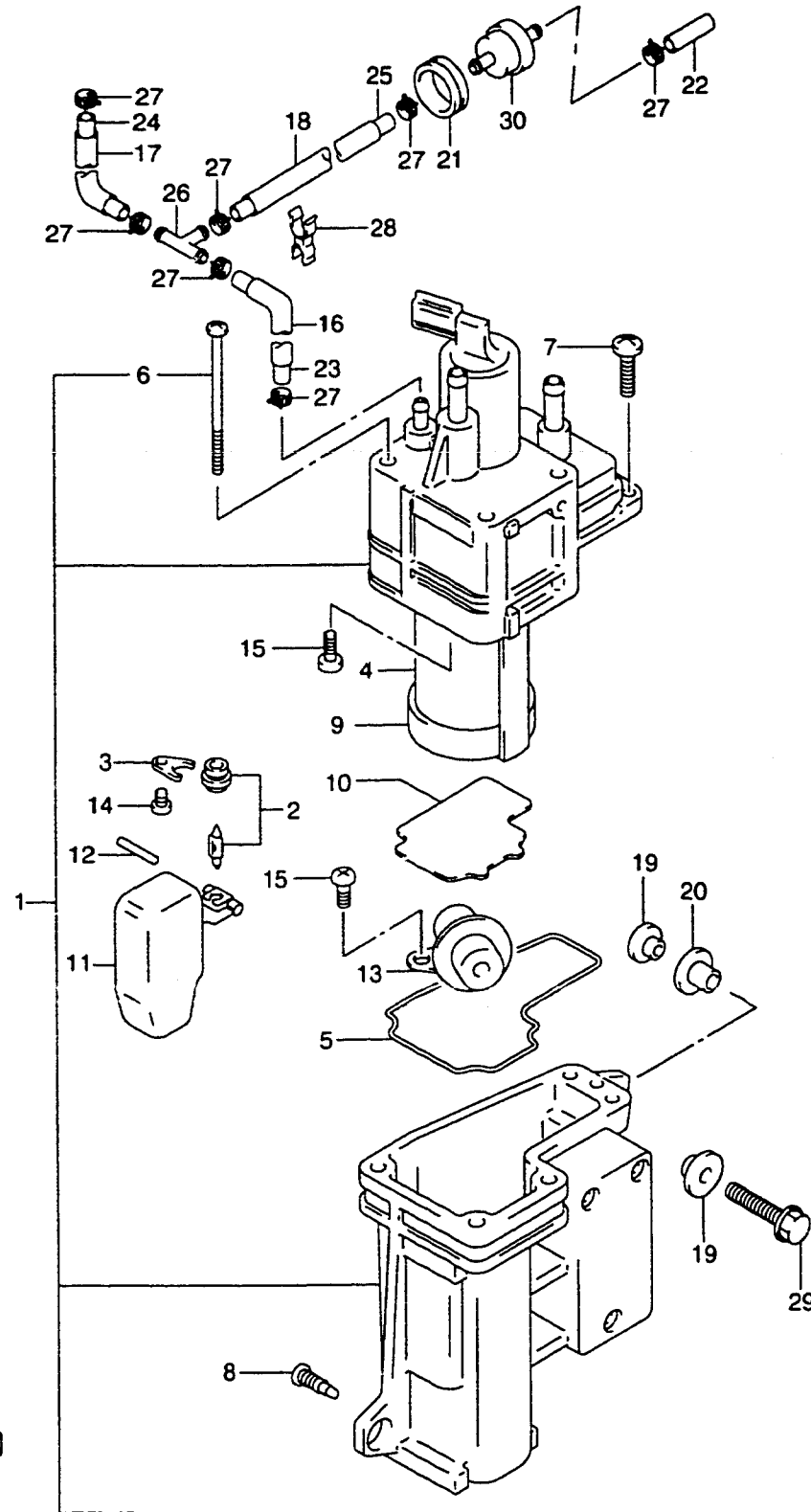
(*) : DF60:971544~
DF70:972016~

FIG.14

FIG.14 (C-4)

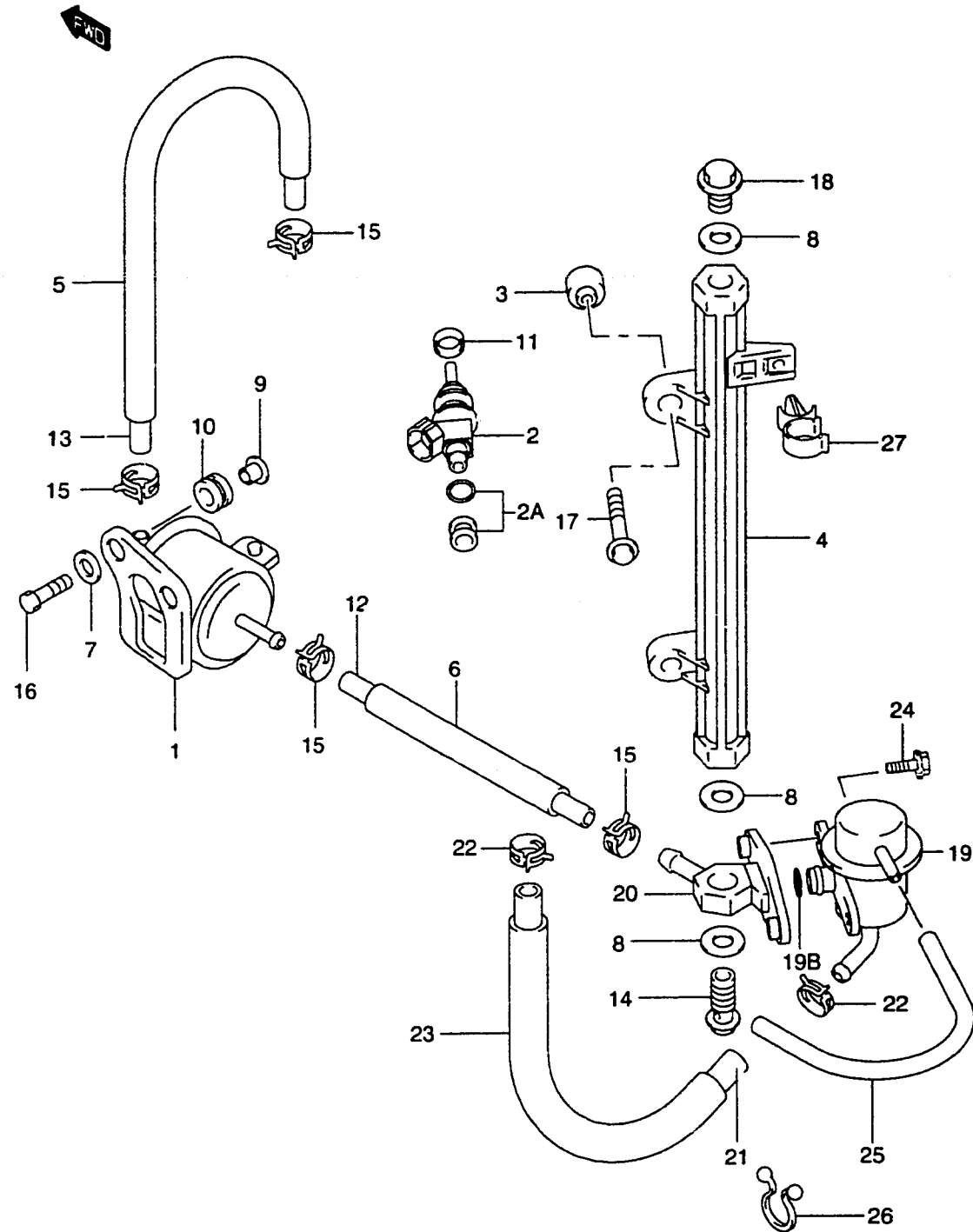
FUEL VAPOR SEPARTOR (MODEL:01)

QTY.



REF.NO.	PART NO.	DESCRIPTION	REMARKS
1	15600-99E20	SEPARATOR, FUEL VAPOR	1
2	13370-99E00	.VALVE, NEEDLE	1
3	13373-39110	.PLATE	1
4	15200-87J10	.PUMP	1
5	15626-99E00	.O RING	1
6	15627-99E00	.SCREW (L:70)	3
7	15628-99E00	.SCREW (L:15)	2
8	15629-99E00	.SCREW, DRAIN	1
9	15641-99E00	.FILTER, FUEL PUMP	1
10	15642-99E10	.PLATE	1
11	15650-99E00	.FLOAT	1
12	15654-99E00	.PIN	1
13	15760-87J00	.REGULATOR	1
14	02112-04083	.SCREW	1
15	02112-05103	.SCREW	2
16	18498-99EA0	PROTECTOR (L:80)	1
17	18498-99EB0	PROTECTOR (L:280)	1
18	18498-99EC0	PROTECTOR (L:760)	1
19	09169-06067	WASHER	6
20	09320-09039	CUSHION	3
21	09320-20008	CUSHION	1
22	09352-50823-600	HOSE	1 L:600→90
23	09352-50823-600	HOSE	1 L:600→140
24	09352-50823-600	HOSE	1 L:600→330
25	09352-50823-00B	HOSE	1 L:2000→810
26	09367-06002	3 WAY	1
27	09401-08409	CLIP	7
28	09408-00126	CLAMP	1
29	01550-06257	BOLT	7
30	15410-98500	FILTER	1

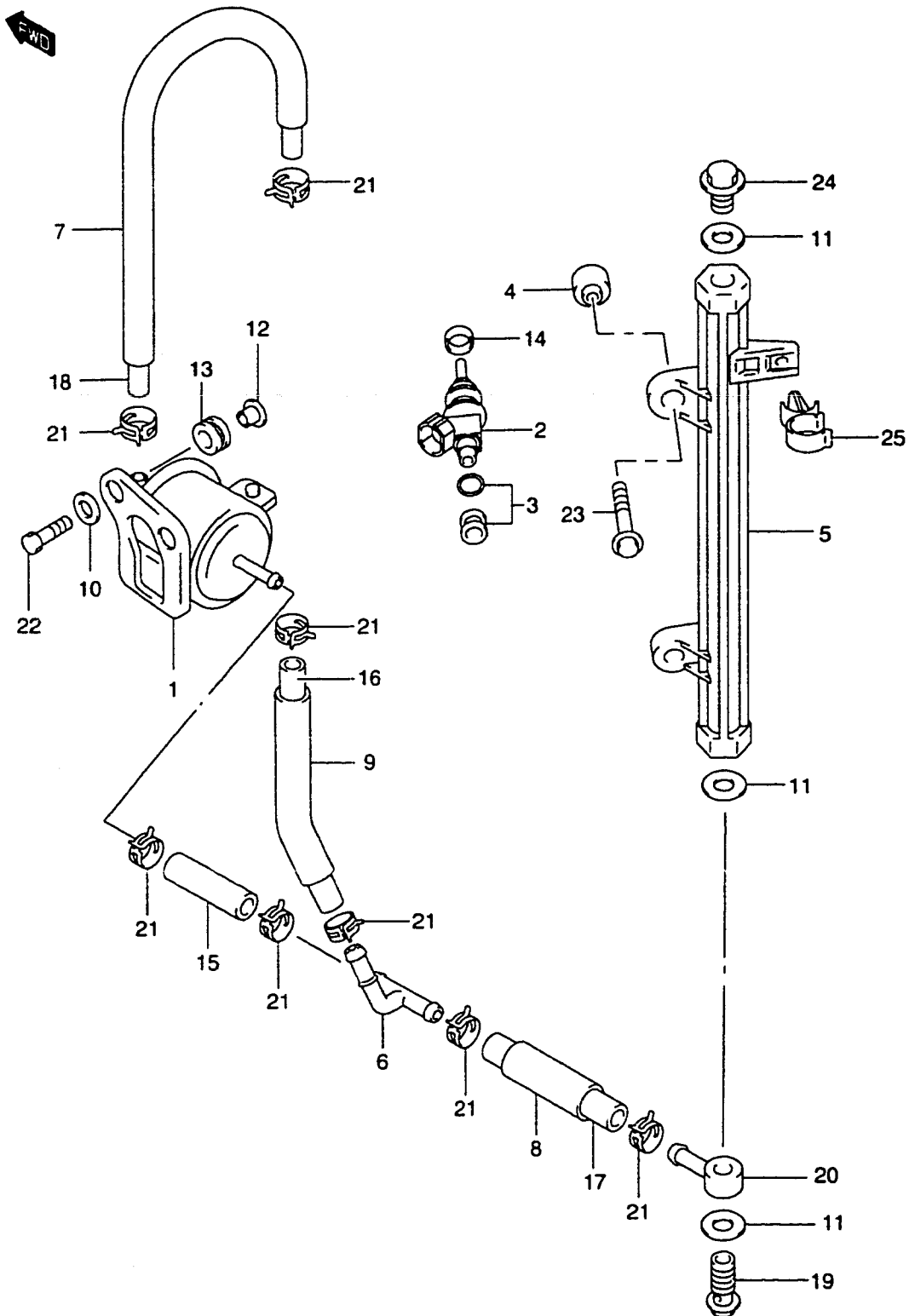
FIG.15



REF.NO.	PART NO.	DESCRIPTION	REMARKS
1	15440-99E00	FILTER, HIGH PRESSURE FUEL	1
2	15710-99E00	INJECTOR, FUEL	4
2A	15716-58BT0	.GROMMET SET	4
3	15735-58B00	INSULATOR, DELIVERY PIPE	2
4	15751-99E00	PIPE, DELIVERY	1
5	18498-99E20	PROTECTOR, FUEL HOSE	1 L:450
6	18498-99E20	PROTECTOR, FUEL HOSE	1 L:450→120
7	09160-06084	WASHER (6.5X18X1.6)	2
8	09168-12013	GASKET (11.8X22X1.2)	3
9	09169-06062	WASHER	2
10	09320-08501	CUSHION	2
11	09320-08062	CUSHION	4
12	09356-75137-600	HOSE (FILTER TO PIPE)	1 L:600→200
13	09356-75137-600	HOSE (PUMP TO FILTER)	1 L:600→520
14	09360-12008	BOLT, UNION	1
15	09401-11414	CLIP	4
16	01500-06257	BOLT	2
17	01550-08407	BOLT	2
18	01550-12167	BOLT	1
19	15610-51E10	REGULATOR ASSY, FUEL PRESSURE	1
19B	15710-51E10	.O RING	1
20	15765-99E00	ADAPTER	1
21	09356-58127-600	HOSE (P/R TO V/S)	1 L:600→350
22	09401-10409	CLIP	2
23	18498-99E10	PROTECTOR, FUEL HOSE	1 L:610→280
24	01550-06127	BOLT	2
25	09355-35755-600	HOSE (P/R RELEASE)	1 L:600→200
26	09408-00008	CLAMP	1
27	09403-07308	CLAMP	1

REFER TO FIG.16(C-6) FOR DF60:971544~,DF70:972016~

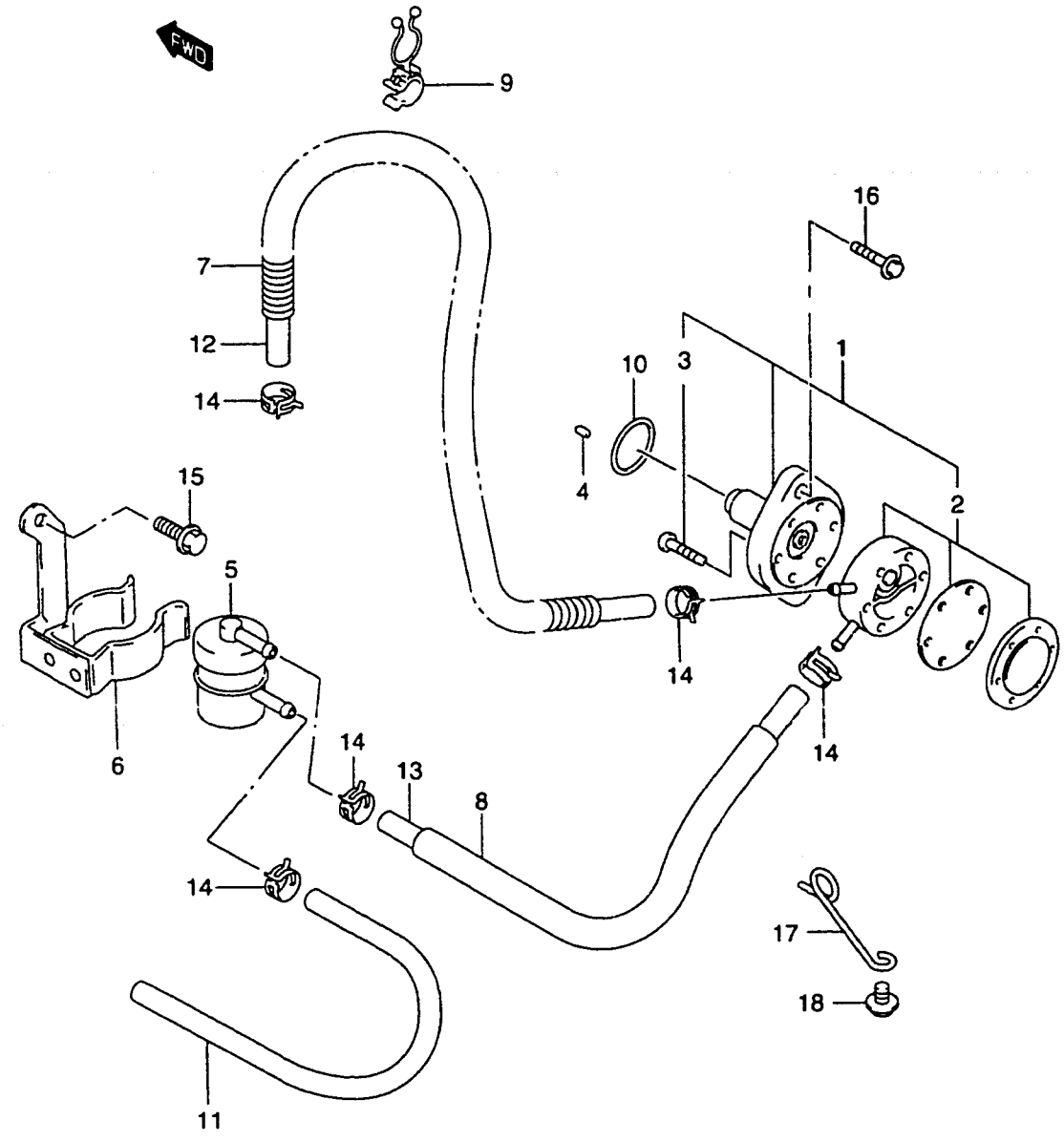
FIG.16



REF.NO.	PART NO.	DESCRIPTION	QTY.	REMARKS
1	15440-99E00	FILTER, HIGH PRESSURE FUEL	1	
2-1	15710-99E00	INJECTOR, FUEL	4	
2-2	15710-66D00	INJECTOR, FUEL	4	MODEL:01
3-1	15716-58BT0	.GROMMET SET	4	FOR 15710-99E00
3-2	15716-65DT0	.GROMMET SET	4	FOR 15710-66D00
4-1	15735-58B00	INSULATOR, DELIVERY PIPE	2	
4-2	15735-64B00	INSULATOR, DELIVERY PIPE	2	MODEL:01
5	15751-99E00	PIPE, DELIVERY	1	
6	15830-99E00	UNION, 3 WAY	1	
7	18498-99E20	PROTECTOR, FUEL HOSE	1	L:450
8	18498-99E60	PROTECTOR, FUEL HOSE	1	L:60
9	18498-99E90	PROTECTOR, FUEL HOSE	1	L:50
10	09160-06084	WASHER (6.5X18X1.6)	2	
11	09168-12013	GASKET (11.8X22X1.2)	3	
12	09169-06062	WASHER	2	
13	09320-08501	CUSHION	2	
14	09320-08062	CUSHION	4	
15	09356-75137-600	HOSE (FILTER TO 3 WAY)	1	L:600→60
16	09356-75137-600	HOSE (3 WAY TO SEPARATOR)	1	L:600→100
17	09356-75137-600	HOSE (3 WAY)	1	L:600→110
18	09356-75137-600	HOSE (PUMP TO FILTER)	1	L:600→520
19	09360-12008	BOLT, UNION	1	
20	09363-08004	UNION	1	
21	09401-11414	CLIP	8	
22	01500-06257	BOLT	2	
23	01550-08407	BOLT	2	
24	01550-12167	BOLT	1	
25	09403-07308	CLAMP	1	

(*) : DF60:971544~
DF70:972016~

FIG.17



REF.NO.	PART NO.	DESCRIPTION	QTY.	REMARKS
1	15100-99E00	PUMP, FUEL	1	
2	15170-99E00	.DIAPHRAGM SET	1	
3	15251-93E00	.SCREW	6	
4	15131-99E00	ROD, FUEL PUMI	1	
5	15410-87J10	FILTER, FUEL	1	
6-1	15420-99E00	BRACKET, FUEL FILTER	1	
6-2	15420-99E01	BRACKET, FUEL FILTER	1	MODEL:01
7	16919-99E10	PROTECTOR, FUEL HOSE (440)	1	
8	18498-99E10	PROTECTOR, FUEL HOSE (610)	1	
9	34980-60B00	CLAMP, FUEL HOSE	2	
10	09280-26005	O RING (D:2.4 ID:26.2)	1	
11	15191-99E00	HOSE (CONN TO FILTER)	1	
12	09355-70125-00B	HOSE (PUMP TO SEPARATOR)	1	L:2000→630
13	09355-70125-00B	HOSE (FILTER TO PUMP)	1	L:2000→700
14	09401-11407	CLIP	6	
15	01550-06127	BOLT	1	
16	01550-06257	BOLT	2	
17	65793-99E00	HOLDER, FUEL HOSE	1	
18	09248-10008	BOLT (10X7.5)	1	

FIG.18

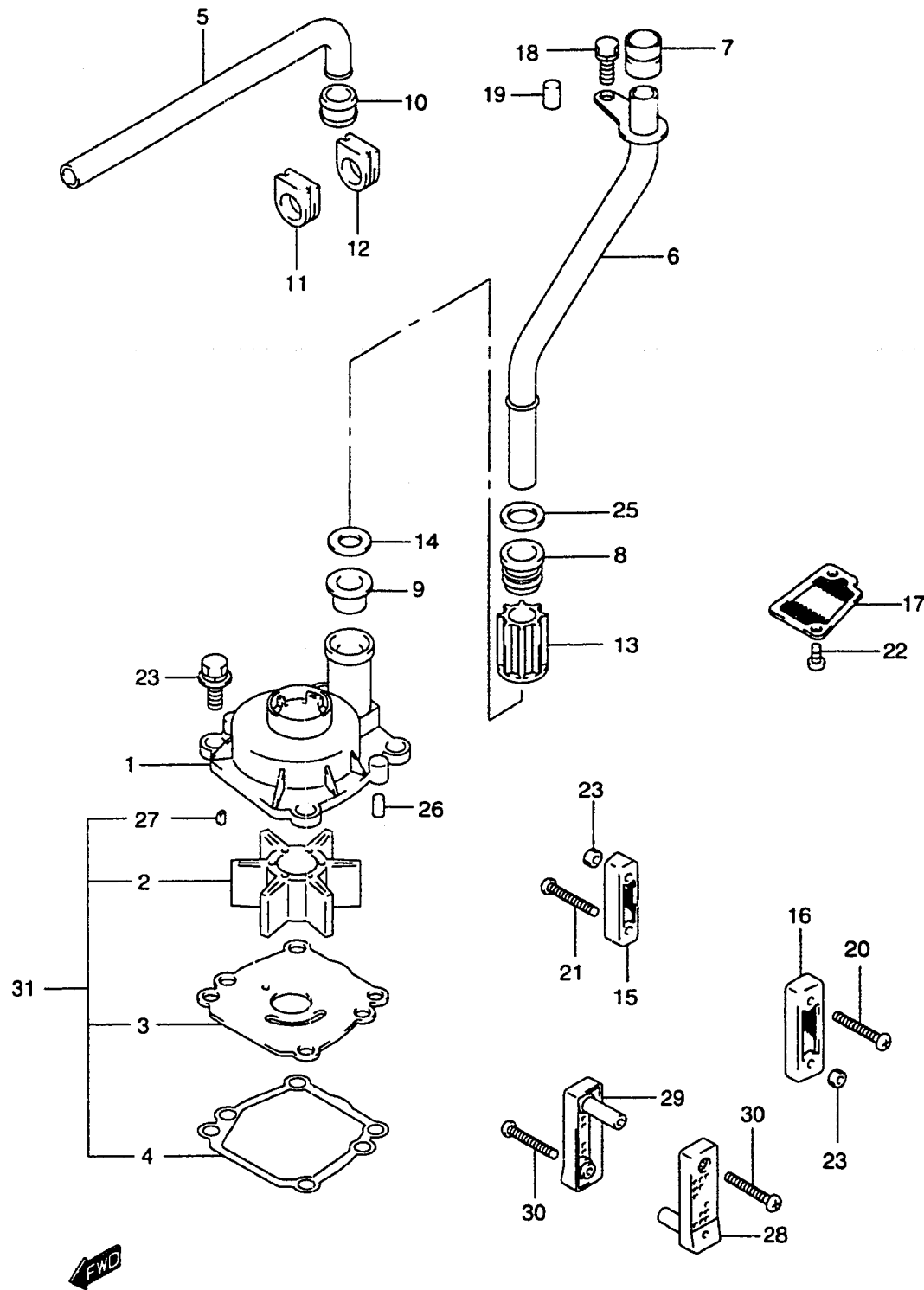


FIG.18 (C-8)

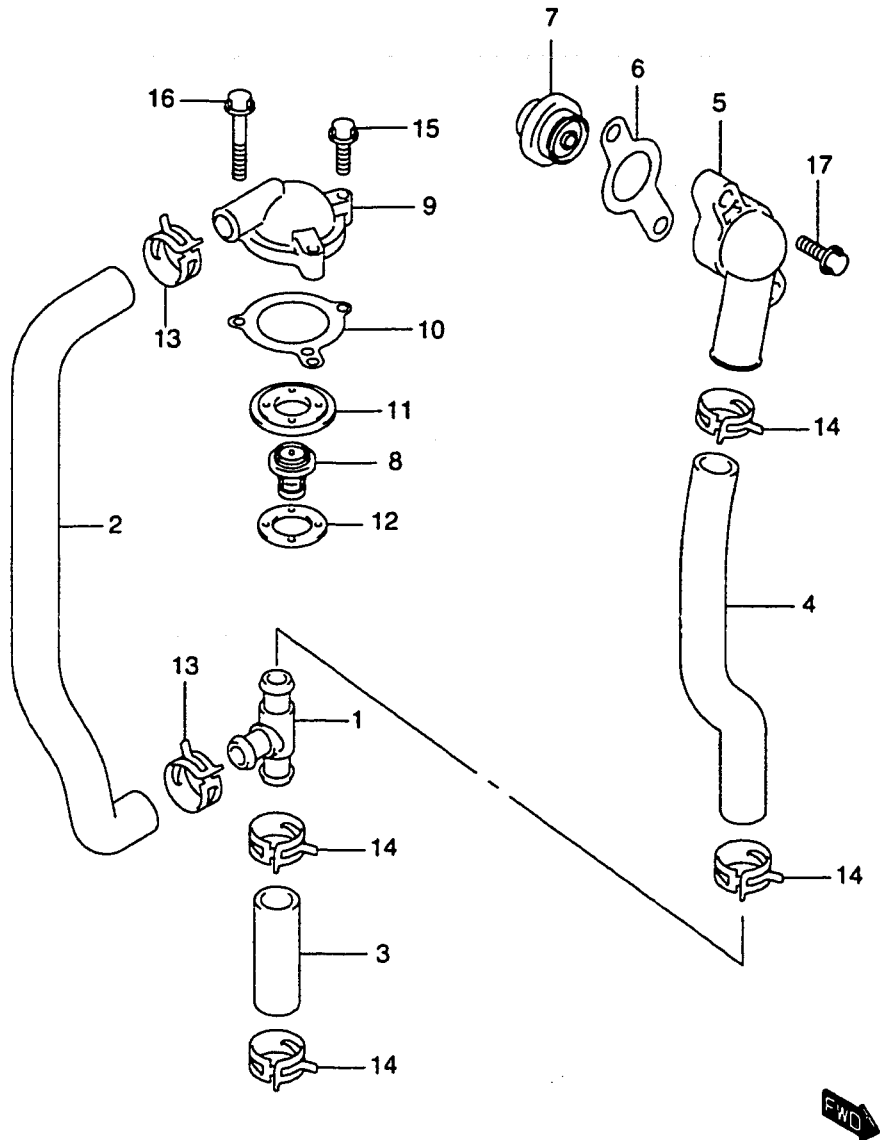
WATER PUMP

QTY.

REF.NO.	PART NO.	DESCRIPTION	QTY.	REMARKS
1	17411-87E01	CASE, WATER PUMP	1	
2	17461-87E10	IMPELLER, WATER PUMP	1	
3	17471-87E01	PANEL, PUMP CASE UNDER	1	
4	17472-87E10	GASKET, PUMP CASE	1	
5	17521-87E01	TUBE, WATER SUB	1	~MODEL:00
6-1	17560-99E00	TUBE, WATER (L)	1	
6-2	17560-99E10	TUBE, WATER (UL)	1	NOT FOR US MARKET
7	17562-87D00	BUSH, WATER TUBE UPPER	1	
8	17563-87D00	BUSH, WATER TUBE LOWER	1	
9	17564-87D00	BUSH, WATER PUMP CASE	1	
10	17565-87D01	BUSH, SUB WATR TUBE	1	~MODEL:00
11	17566-87D00	GROMMET, SUB WATER TUBE	1	~MODEL:00
12	17567-87D00	GROMMET	1	DF60:~971961 DF70:~973163
13	17611-87D00	SPACER, WATER TUBE UPPER (UL)	1	NOT FOR US MARKET
14	17612-87D00	SPACER, WATER TUBE	1	
15	17631-87E00	FILTER, WATER PORT	1	~MODEL:00
16	17632-87E00	FILTER, WATER STBD	1	~MODEL:00
17	17635-87E00	FILTER, WATER SUB	1	
18	09117-06030	BOLT (6X16)	1	
19	09202-07001	PIN	1	DF60:971962~ DF70:973164~
20	09125-04018	SCREW (4X35)	1	~MODEL:00
21	09125-04023	SCREW (4X30)	1	~MODEL:00
22	09125-05046	SCREW (5X12)	2	
23	09140-04007	NUT	2	~MODEL:00
24	09117-08057	BOLT (8X25)	4	
25	09161-16008	WASHER (15.8X26X1.0)	1	
26	09202-06031	PIN	2	
27	09420-04009	KEY	1	
28	17631-90J00	FILTER, WATER PORT	1	MODEL:01
29	17632-90J00	FILTER, WATER STBD	1	MODEL:01
30	03112-04303	SCREW	2	MODEL:01
31	17400-87E02	KIT, WATER PUMP REPAIR	1	OPT

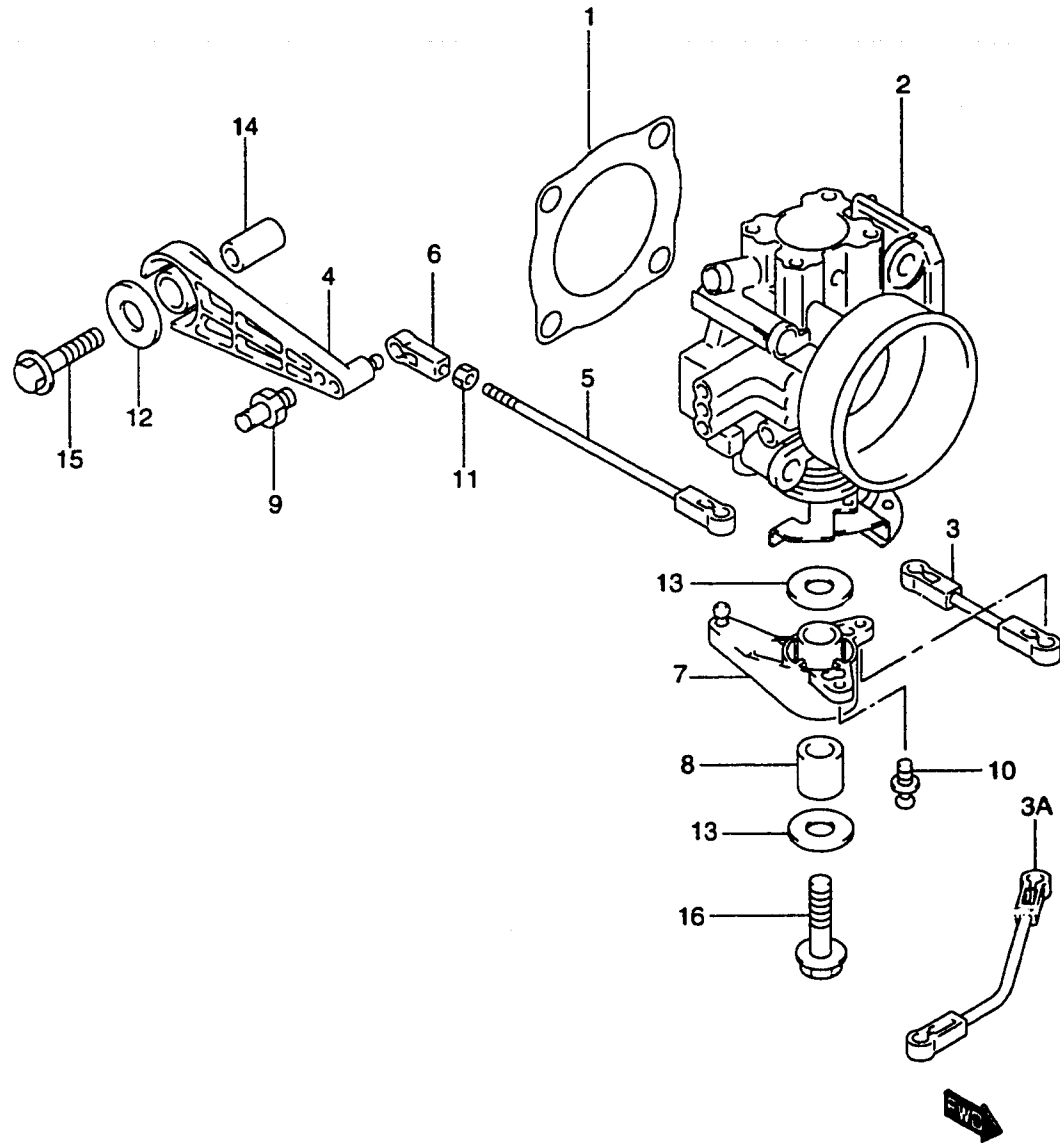
FIG.19

REF.NO.	PART NO.	DESCRIPTION	QTY.	REMARKS
1	11195-99E00	3 WAY	1	
2	11196-99E00	HOSE, WATER RETURN 1	1	
3	11197-99E00	HOSE, WATER RETURN 2	1	
4	11198-99E00	HOSE, WATER RETURN 3	1	
5	17611-99E00-019	COVER, PRESSURE VALVE (BLACK)	1	
6	17616-99E01	GASKET, PRESS VLV COVER	1	
7	17660-99E01	VALVE, WATER PRESS	1	
8-1	17670-93962	THERMOSTAT (50C)	1	MODEL:98-99
8-2	17670-94402	THERMOSTAT (60C)	1	MODEL:00-01
8-3	17670-87J00	THERMOSTAT (72C)	1	OPT. 00-01 ONLY
9	17681-99E00-019	COVER, THERMOSTAT (BLACK)	1	
10	17685-99E00	GASKET, THERMOSTAT COVER	1	
11	17686-99E01	STOPPER, THERMOSTAT UPPER	1	
12	17687-99E01	STOPPER, THERMOSTAT LOWER	1	
13	09401-25404	CLIP	2	
14	09401-26406	CLIP	4	
15	01550-06257	BOLT	2	
16	01550-06457	BOLT	1	
17	01550-08307	BOLT	2	



FWD

FIG.20



REF.NO.	PART NO.	DESCRIPTION	QTY.	REMARKS
1	13125-99E00	GASKET, THROTTLE BODY	1	
2-1	13300-99E00	BODY, THROTTLE	1	W/CTP SWITCH
2-2	13300-99E01	BODY, THROTTLE	1	DF60:861256~ DF70:861336~
2-3	13300-99E10	BODY, THROTTLE	1	MODEL:01
3	13510-99E10	ROD, THROTTLE	1	
3A	13510-99E11	ROD, THROTTLE	1	DF60:861256~ DF70:861336~
4	19122-99E01	LEVER, INTERLINK THROTTLE	1	
5	19130-99E00	ROD, THROTTLE	1	
6	19131-95502	CONNECTOR	1	
7-1	19148-99E00	LEVER, THROTTLE	1	
7-2	19148-99E01	LEVER, THROTTLE	1	DF60:861256~ DF70:861336~
8	19174-99E00	PIVOT, THROTTLE LEVER	1	
9	67473-89J00	PIN, REMOCON CONNECTOR	1	
10	09119-05010	PIVOT	1	
11	09140-05005	NUT	1	
12	09160-06054	WASHER (6.5X22X1.6)	1	
13	09160-08051	WASHER (8.5X23X1.2)	2	
14	09180-08150	SPACER (8.1X15X17)	1	
15	01550-06407	BOLT	1	
16	01550-08357	BOLT	1	

FIG.21

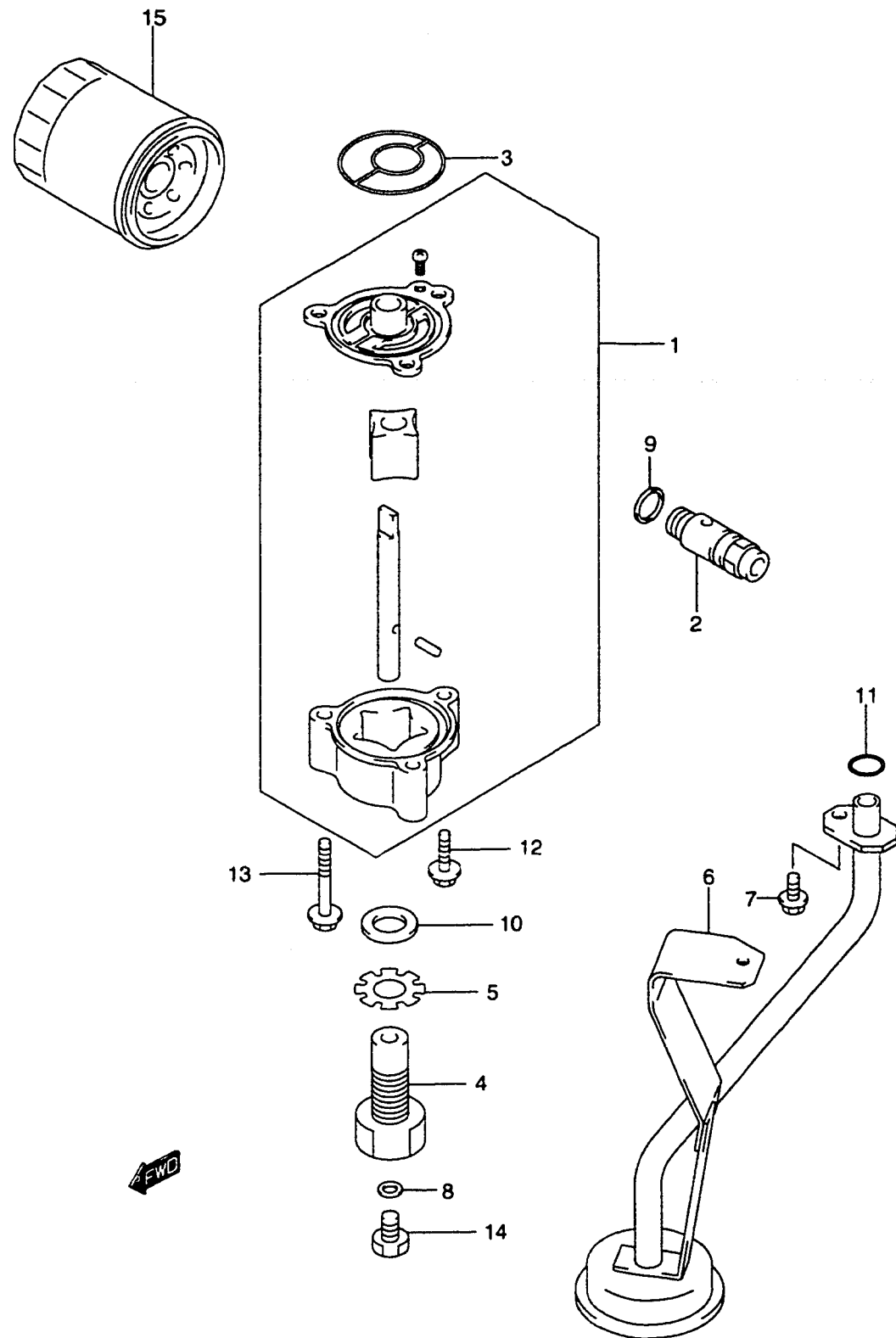


FIG.21 (C-11)

OIL PUMP

REF.NO.	PART NO.	DESCRIPTION	QTY.	REMARKS
1	16400-99E00	PUMP ASSY, OIL	1	
2	16440-99E00	VALVE, OIL RELIEF	1	
3	16451-99E00	O RING	1	
4	16461-99E00	STOPPER, OIL PUMP	1	
5	16466-99E00	WASHER, OIL PUMP STOPPER	1	
6	16520-99E00	STRAINER, OIL	1	
7	09116-06160	BOLT (6X16)	2	
8	09168-08008	GASKET (8.2X14X1.0)	1	
9	09168-16002	GASKET (16X22X2.0)	1	
10	09168-16003	GASKET (16X22X2.0)	1	
11	09280-14011	O RING (D:2.5 ID:13.8)	1	
12	01547-06257	BOLT	1	
13	01547-06507	BOLT	2	
14	01550-08127	BOLT	1	
15	16510-87J00	FILTER ASSY, OIL	1	

FIG.22

REF.NO.	PART NO.	DESCRIPTION	QTY.	REMARKS
1	11489-99E01	GASKET, OIL PAN	1	
2	11500-99E00-019	PAN, OIL (BLACK)	1	
3-1	17913-99E10	PLUG, WATER	1	
3-2	17913-99E11	PLUG, WATER	1	DF60:031705- DF70:033295-
4	43112-99E00	PIPE, EXHAUST	1	
5	61155-99E01	TUBE, WATER INDICATOR	1	
6	61150-99E00	COVER, WATER INDICATOR TUBE	1	
7	09280-09005	O RING (D:1.9 ID:8.6)	1	
8	09116-08114	BOLT (8X35)	6	
9	09100-10158	BOLT (10X100)	8	
10	09160-10082	WASHER (10.5X19X2.0)	8	
11	09168-12012	GASKET (12.5X20X2.5)	1	
12	09248-12007	PLUG	1	
13	09280-13005	O RING (D:3.5 ID:12.8)	1	
14	16910-99E00	GAUGE, OIL LEVEL	1	

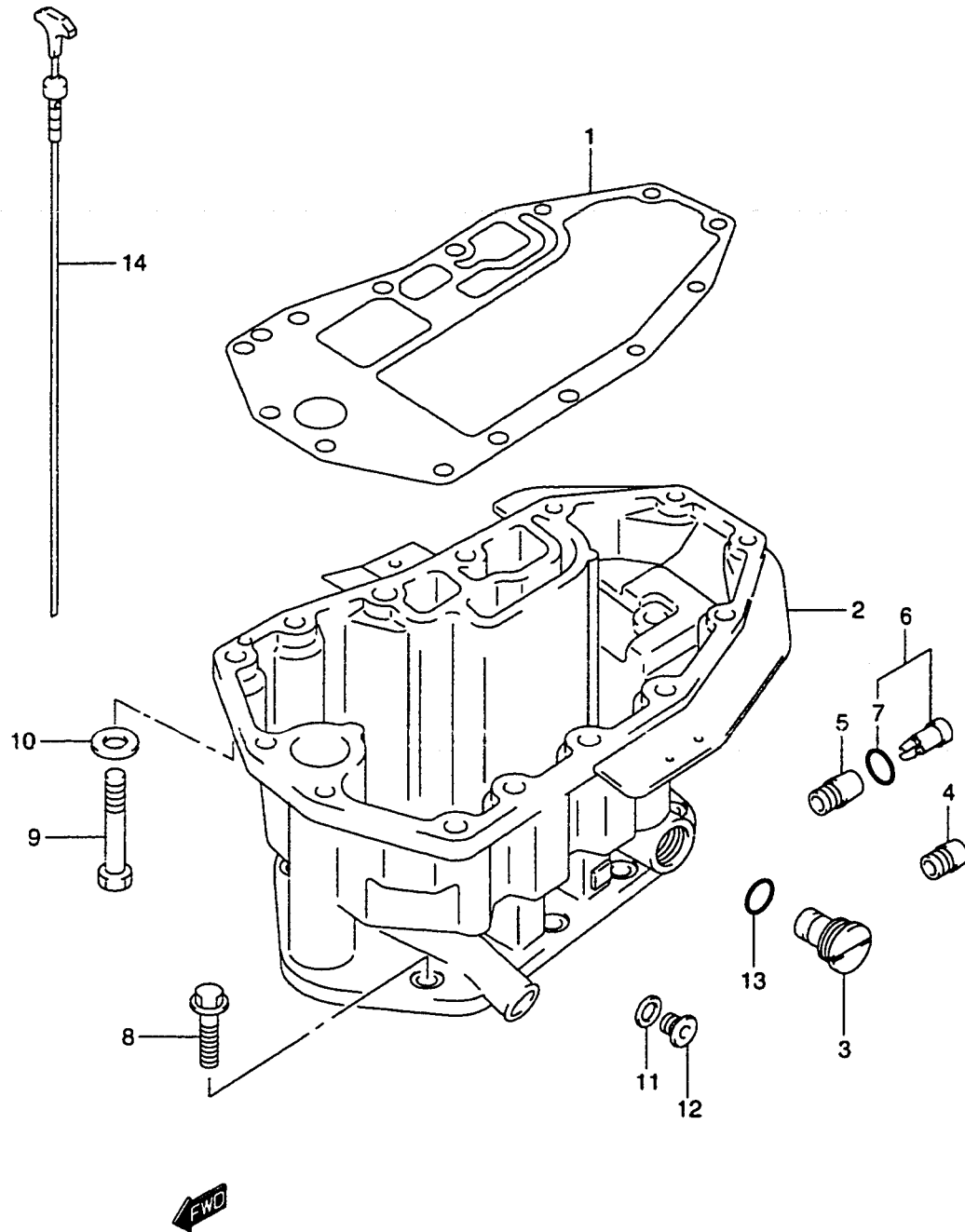
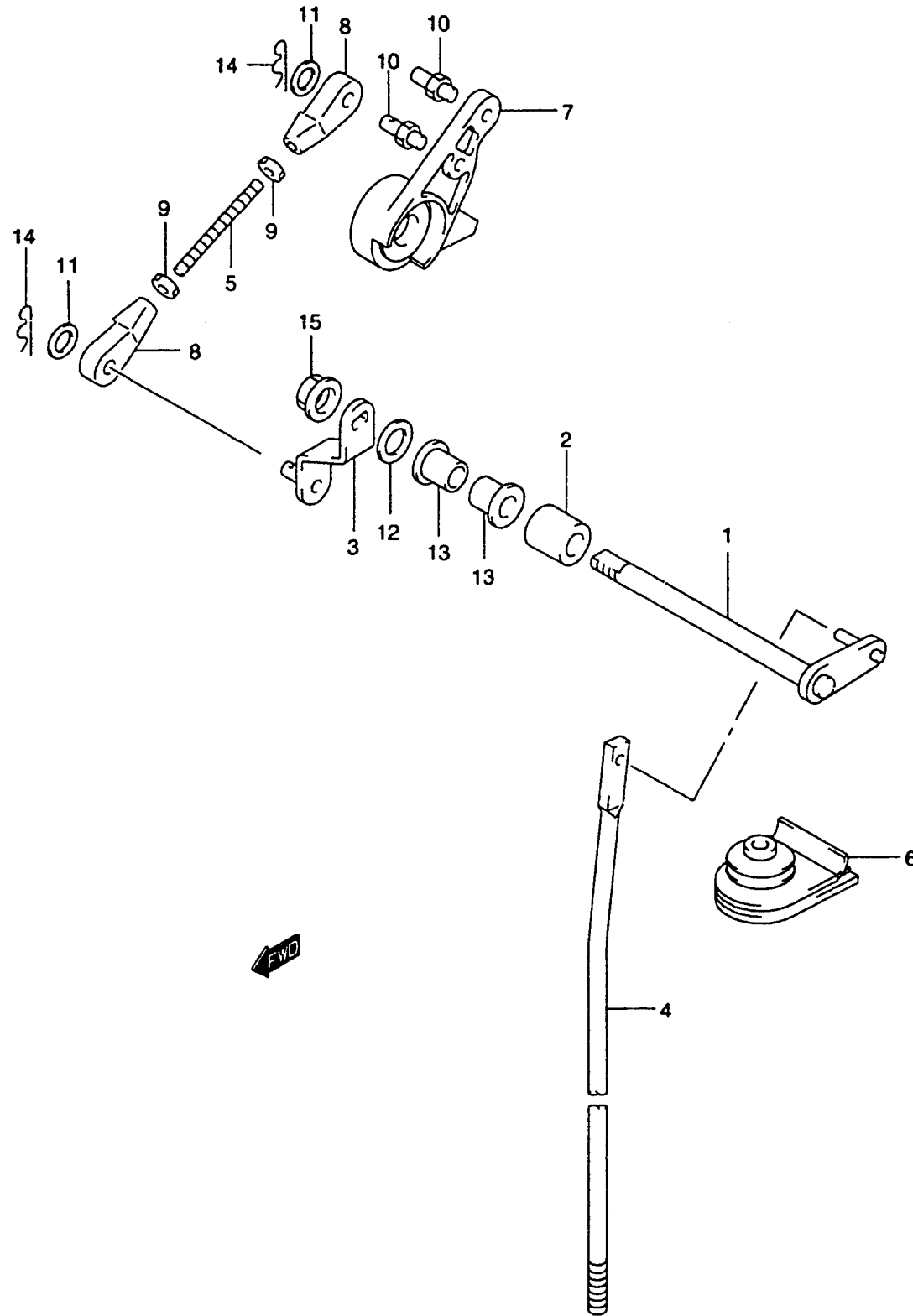


FIG.23

FIG.23 (C-13) CLUTCH



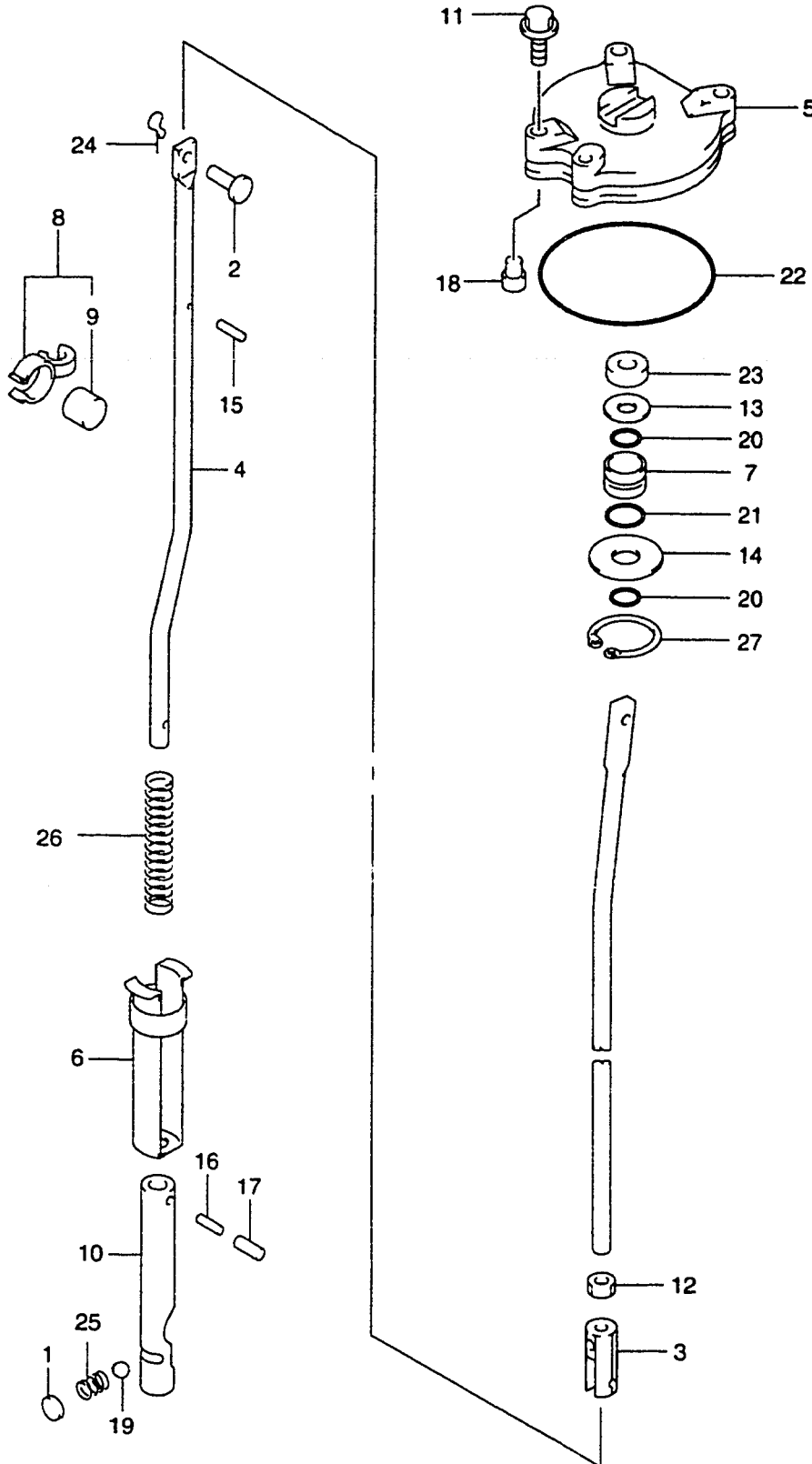
REF.NO.	PART NO.	DESCRIPTION	QTY.	REMARKS
1	21210-99E00	SHAFT, CLUTCH	1	
2	21216-99E00	SPACER, CLUTCH SHAFT	1	
3	21230-99E00	ARM, CLUTCH SHAFT SIDE	1	
4	23111-99E00	ROD, CLUTCH	1	
5	23115-99E00	LINK, CLUTCH LEVER	1	
6	23131-99E00	BOOT, CLUTCH ROD	1	
7	23211-99E00	LEVER, CLUTCH CONTROL	1	
8	67467-89J01	CONNECTOR, CLUTCH LEVER LINK	2	
9	67471-99E00	NUT, CLUTCH LEVER	2	
10	67473-89J00	PIN, CLUTCH LEVER	2	
11	09160-06055	WASHER (7X12X1.0)	2	
12	09160-10082	WASHER (10.5X19X2.0)	1	
13	09306-10001	BUSH	2	
14	09385-06012	CLIP	2	
15	08319-31107	NUT	1	

FIG.24

FIG.24 (C-14)

SHIFT ROD

QTY.

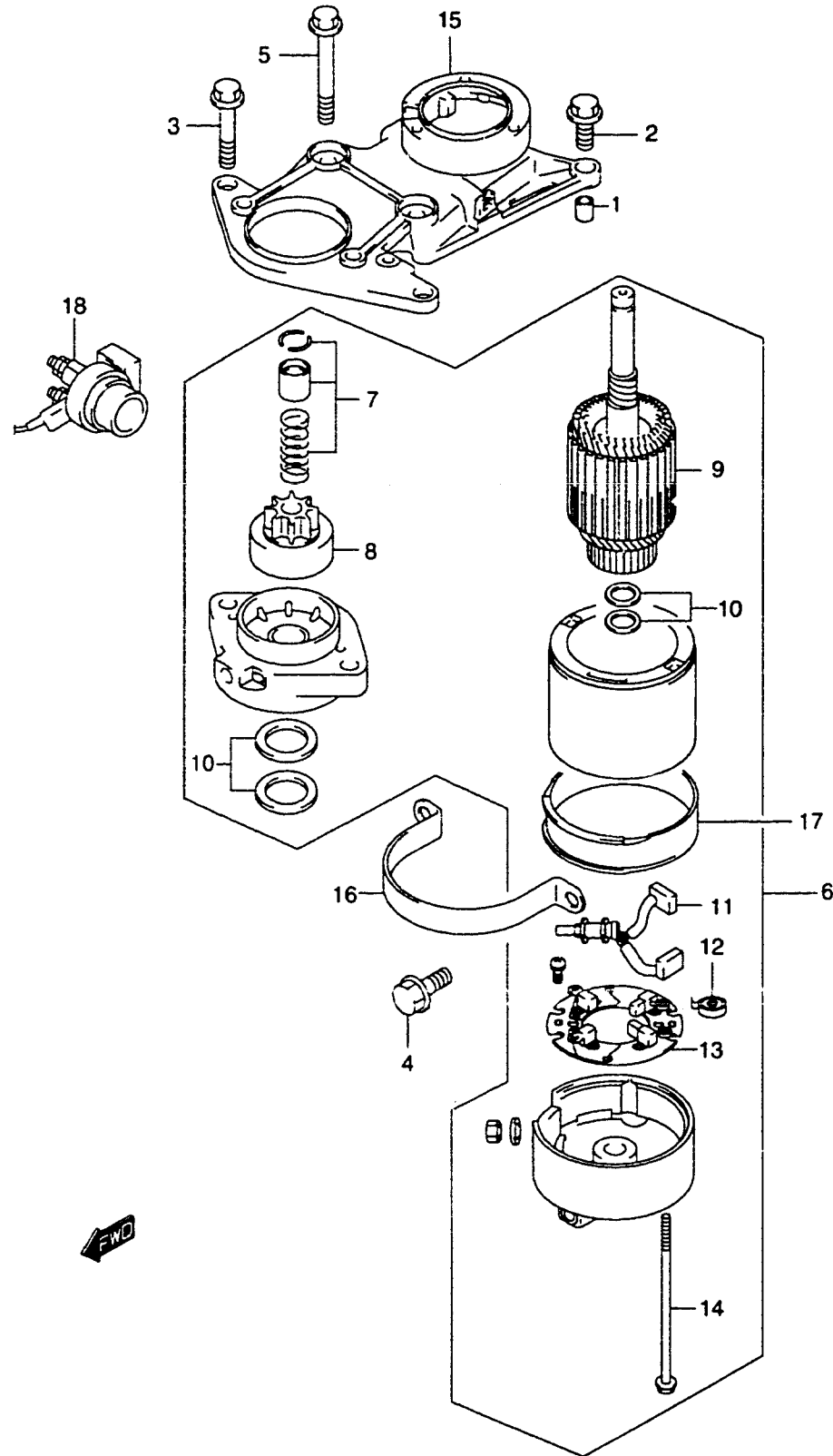


REF.NO.	PART NO.	DESCRIPTION	QTY.	REMARKS
1	21121-93300	PLATE, CLUTCH NOTCH	1	
2	23313-99E01	PIN, CONNECTOR	1	
3	23315-94510	CONNECTOR, CLUTCH ROD	1	
4-1	25111-99E01	ROD, SHIFT (L)	1	
4-2	25111-99E20	ROD, SHIFT (L)	1	MODEL:01
4-3	25111-99E10	ROD, SHIFT (UL)	1	NOT FOR US MARKET
4-4	25111-99E30	ROD, SHIFT (UL)	1	MODEL:01 NOT FOR US MARKET
5	25141-99E01	HOUSING, SHIFT ROD GUIDE	1	
6	25205-94501	COLLAR, SHIFT ROD SPRING	1	
7	25211-94501	GUIDE, SHIFT ROD	1	
8	25230-94300	MAGNET SET	1	
9	25232-94300	.MAGNET	1	
10	25311-94510	CAM, CLUTCH	1	
11	09117-06031	BOLT (6X20)	3	
12-1	09140-08016	NUT	1	
12-2	09140-08003	NUT	1	MODEL:01
13	09160-09015	WASHER (9X19X1.0)	1	
14	09160-09010	WASHER (9X30X1.6)	1	
15	09205-02004	PIN (2.5X12)	1	
16	09205-02006	PIN (2X12)	1	
17	09205-03021	PIN (3.5X12)	1	
18	09209-08019	PIN, DOWEL	1	DF60:~971961 DF70:~973163
19	09260-10005	BALL	1	
20	09280-08008	O RING (D:3.5 ID:7.8)	2	
21	09280-15003	O RING (D:2.4 ID:14.8)	1	
22	09280-69001	O RING (D:3.1 ID:68.5)	1	
23	09284-08003	SEAL, OIL	1	
24	09204-01002	PIN, COTTER	1	
25	09440-07033	SPRING	1	
26	09440-12025	SPRING	1	
27	08331-41309	CIRCLIP	1	

FIG.25

FIG.25 (D-2)

STARTING MOTOR



QTY.

REF.NO.	PART NO.	DESCRIPTION	QTY.	REMARKS
1	09206-09014	PIN (9X16)	2	
2	01550-06307	BOLT	2	
3	01550-08257	BOLT	2	
4	01550-08207	BOLT	2	
5	01550-08457	BOLT	2	
6	31100-87J00	STARTING MOTOR	1	
7	31312-87J00	.PINION STOP SET	1	
8	31320-87J00	.PINION ASSY	1	
9	31310-99E00	.ARMATURE	1	
10	31360-99E10	.WASHER SET	1	
11	31131-99E00	.BRUSH (+)	1	
12	31135-99E00	.SPRING	2	
13	31173-99E00	.HOLDER, BRUSH	1	INC BRUSH(-)
14	31281-94510	.BOLT, HOUSING	2	
15	31911-99E00	BRACKET, STARTING MOTOR	1	
16	31912-99E00	BAND, STARTING MOTOR	1	
17	31918-94600	DAMPER, LOWER	1	
18	31800-94401	RELAY, STARTER MOTOR	1	

REFER TO FIG.26(D-3) FOR MODEL:01

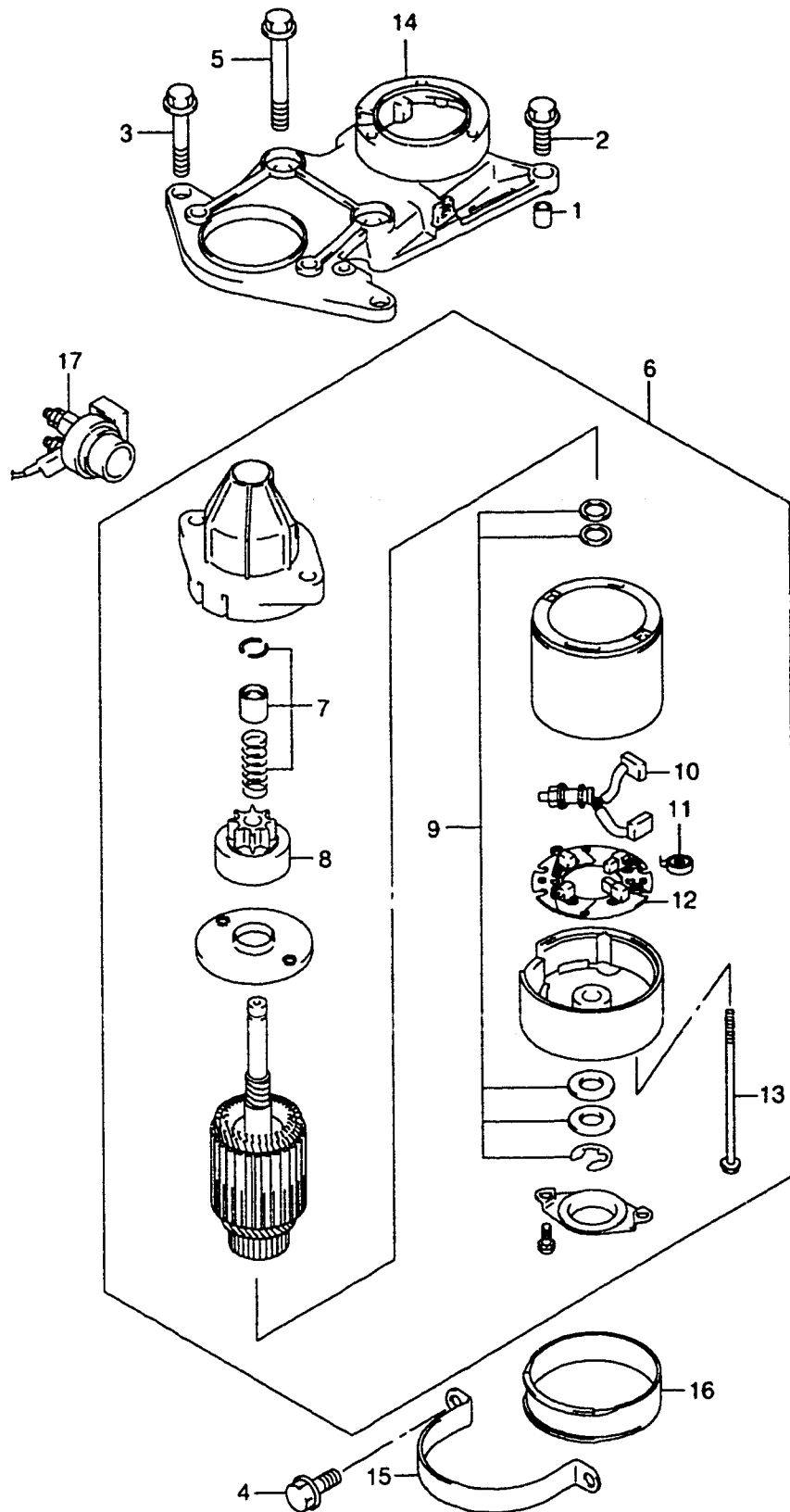
FIG.26

FIG.26 (D-3)

STARTING MOTOR (MODEL:01)

QTY.

REMARKS



REF.NO.	PART NO.	DESCRIPTION	QTY.	REMARKS
1	09206-09014	PIN (9X16)	2	
2	01550-06307	BOLT	2	
3	01550-08257	BOLT	2	
4	01550-08207	BOLT	2	
5	01550-08457	BOLT	2	
6	31100-87J10	STARTING MOTOR	1	
7	31312-87J10	.PINION STOP SET	1	
8	31320-87J10	.PINION ASSY	1	
9	31360-87J10	.WASHER SET	1	
10	31131-99E00	.BRUSH (+)	1	
11	31135-99E00	.SPRING	2	
12	31173-99E00	.HOLDER, BRUSH	1	INC BRUSH(-)
13	31281-93340	.BOLT, HOUSING	2	
14	31911-99E10	BRACKET, STARTING MOTOR	1	
15	31912-99E00	BAND, STARTING MOTOR	1	
16	31918-94600	DAMPER, LOWER	1	
17	31800-94401	RELAY, STARTER MOTOR	1	

FIG.27

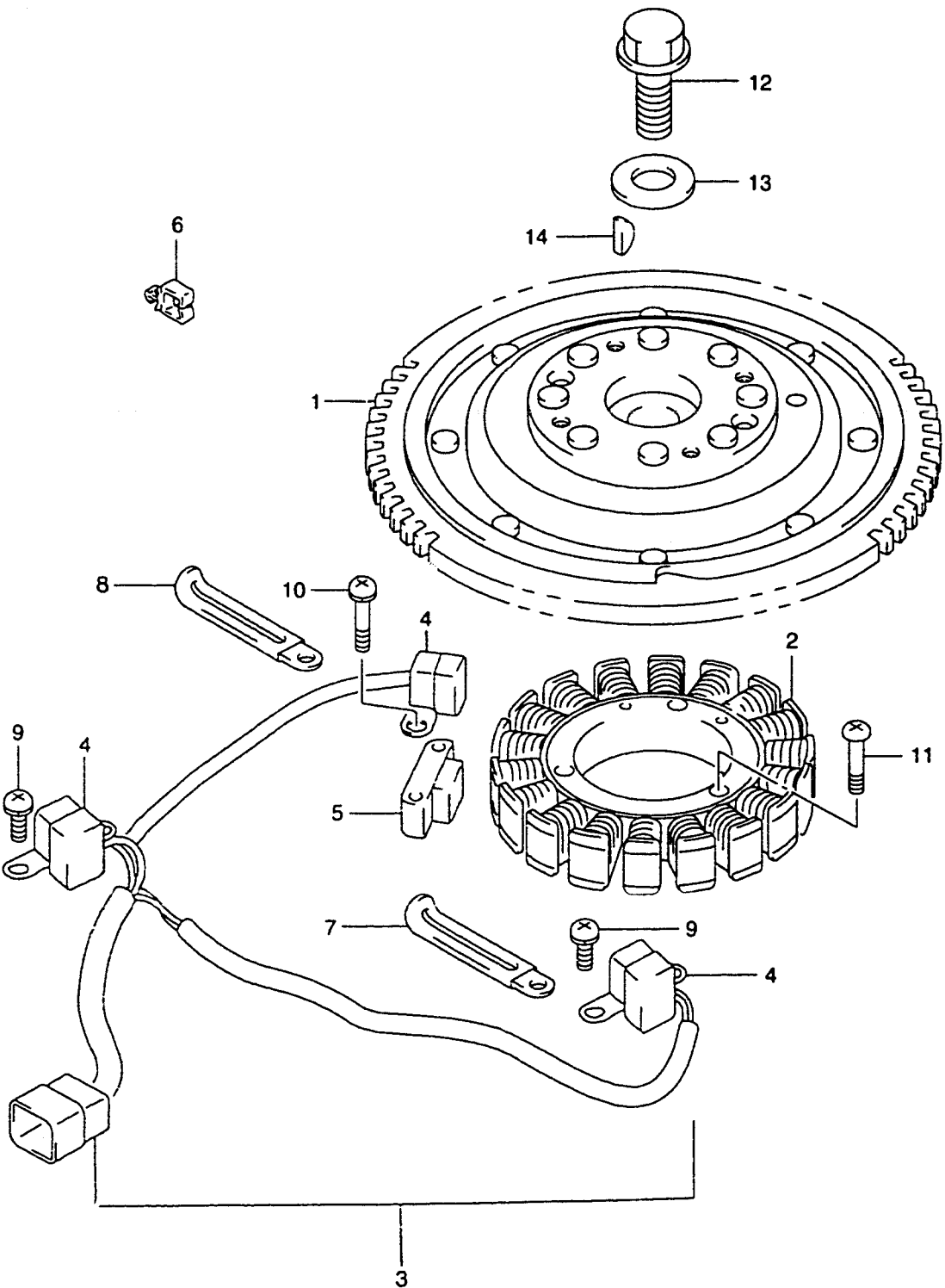


FIG.27 (D-4)

MAGNETO

QTY.

REF.NO.	PART NO.	DESCRIPTION	REMARKS
1	32102-99E00	FLYWHEEL	1
2	32120-99E00	COIL, BATTERY CHARGING	1
3	32150-99E00	SENSOR ASSY, CKP/CMP	1
4	32160-99E00	.SENSOR, CKP/CMP	3
5	32154-99E00	SPACER, SENSOR	1
6	09403-08328	CLAMP	2
7	09404-06432	CLAMP (L:80)	1
8	09404-06434	CLAMP (L:95)	1
9	02112-36127	SCREW	4
10	02112-36303	SCREW	2
11	02112-06303	SCREW	3
12	32116-99E01	BOLT, MAGNETO FLYWHEEL	1
13	09160-16046	WASHER (16.5X36X4.5)	1
14	08341-31059	KEY	1

REFER TO FIG.28(D-5) FOR MODEL:01



FIG.28

QTY.

REF.NO.	PART NO.	DESCRIPTION	REMARKS
1	32102-99E10	FLYWHEEL	1
2	32120-99E10	COIL, BATTERY CHARGING	1
3	32160-87J00	IGNITION TIMING	1
4	32154-99E00	SPACER, SENSOR	1
5	09403-08328	CLAMP	2
6	09404-06432	CLAMP (L:80)	2
7	01550-06127	BOLT	2
8	02112-36303	SCREW	2
9	33220-99E00	SENSOR ASSY, CKP	1
10	01550-06207	BOLT	1
11	02112-06303	SCREW	3
12	32116-99E01	BOLT, MAGNETO FLYWHEEL	1
13	09160-16046	WASHER (16.5X36X4.5)	1
14	08341-31059	KEY	1

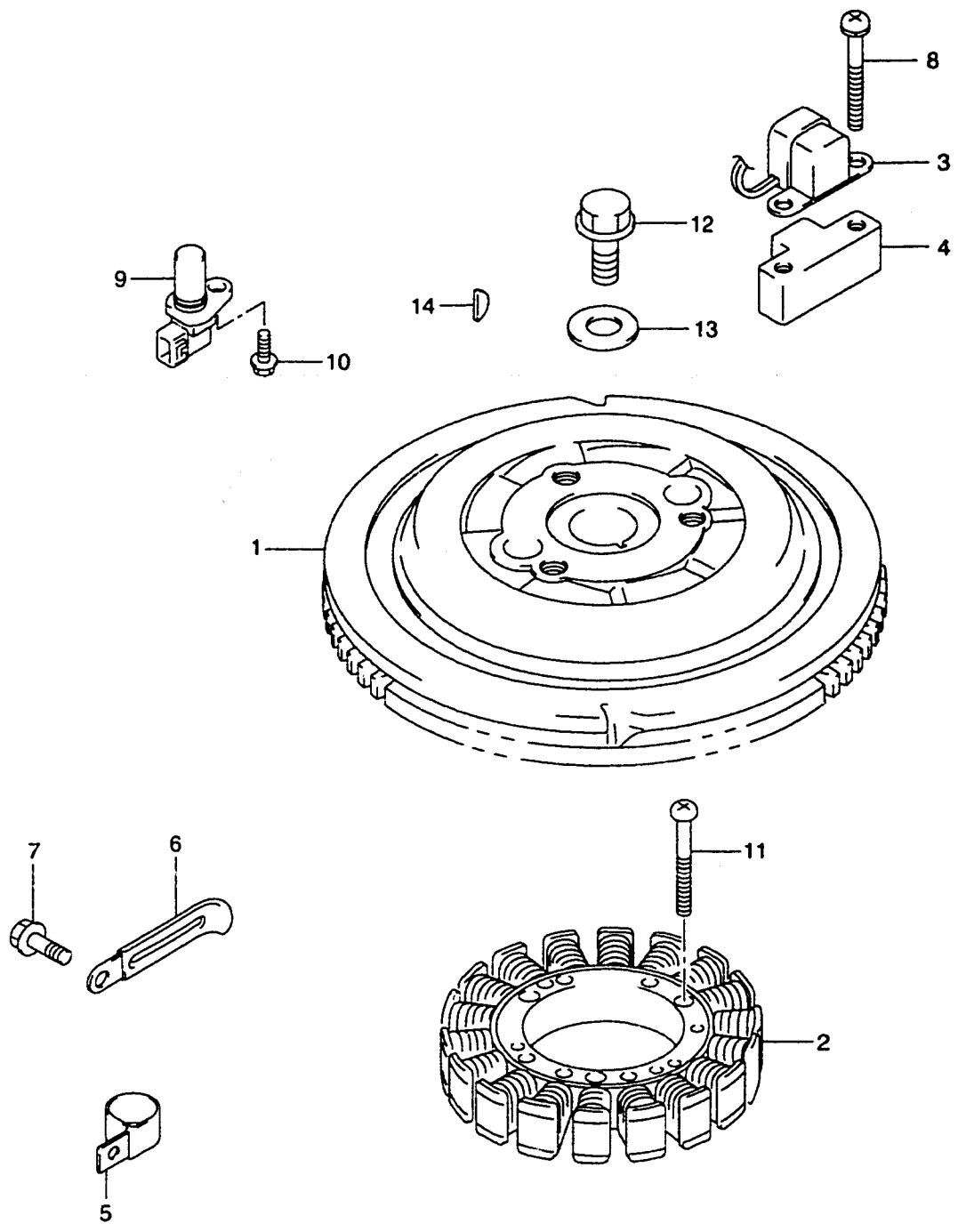


FIG.29

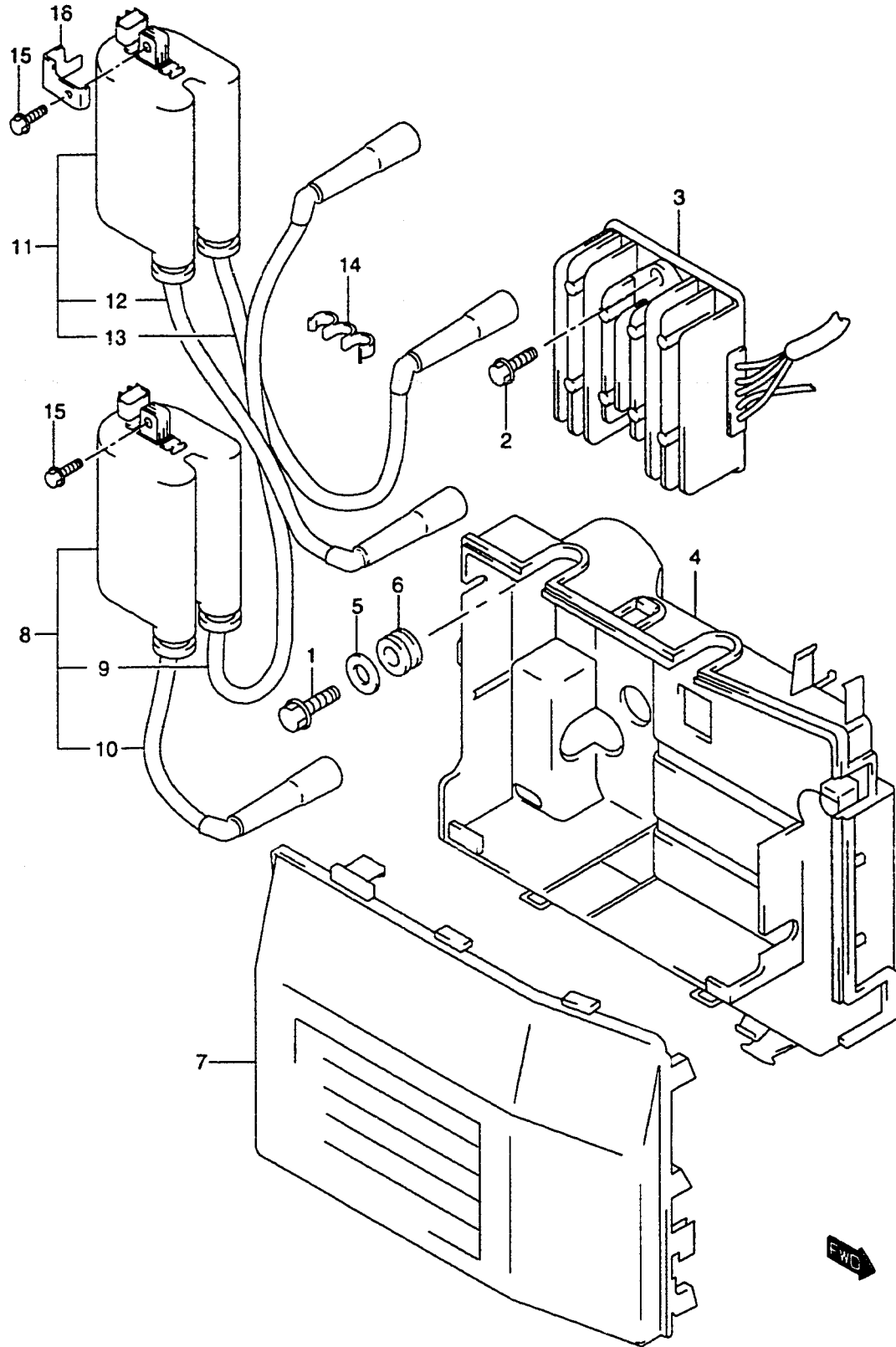
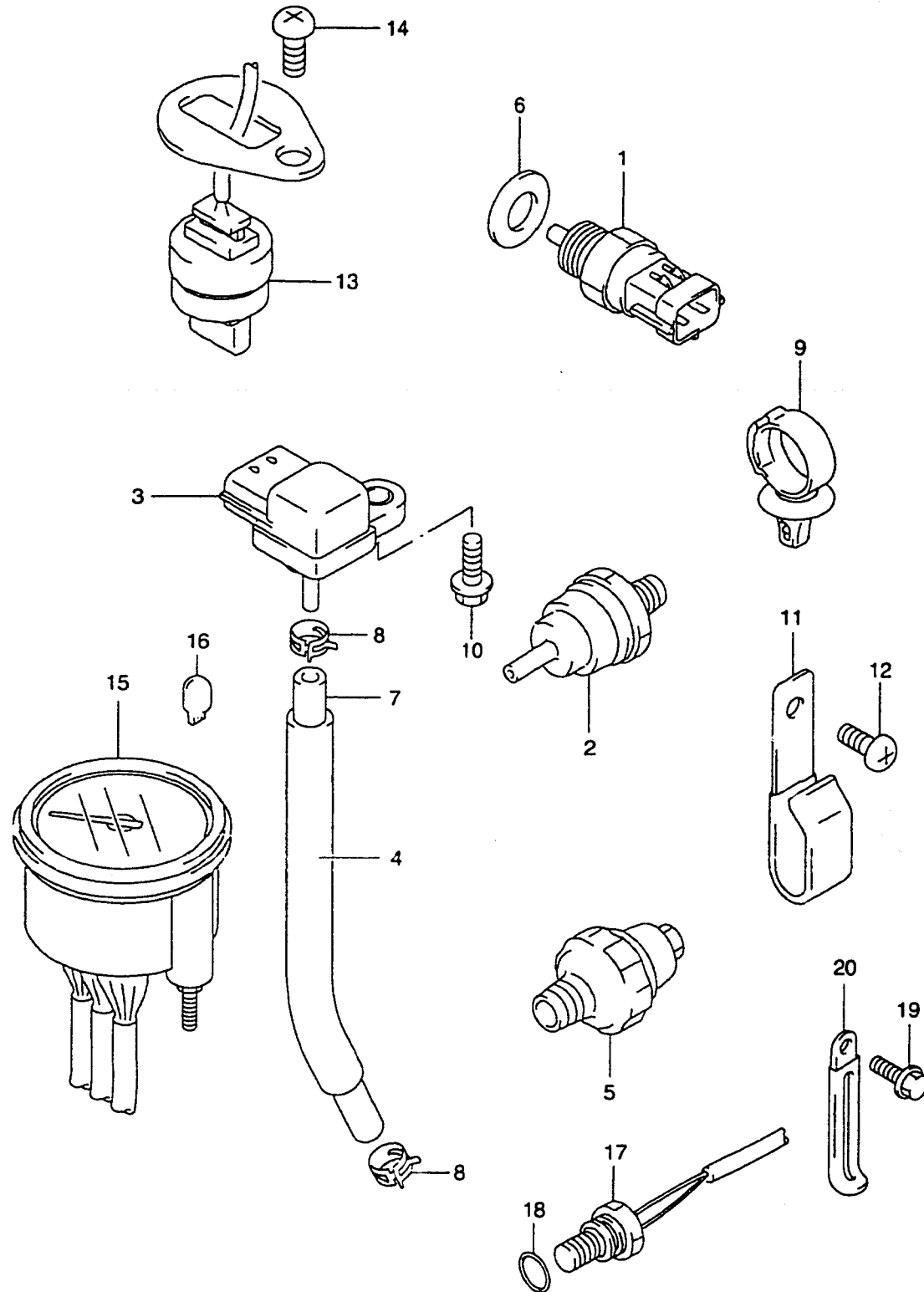


FIG.29 (D-6)

IGNITION COIL

REF.NO.	PART NO.	DESCRIPTION	QTY.	REMARKS
1	01550-06127	BOLT	4	
2	01550-06307	BOLT	2	
3	32800-92E20	RECTIFIER/REGULATOR	1	
4-1	32890-99E00	HOLDER, ELECTRIC PARTS	1	
4-2	32890-99E10	HOLDER, ELECTRIC PARTS	1	MODEL:01
5	09160-06054	WASHER (6.5X22X1.6)	4	
6	09320-12011	CUSHION	4	
7	32891-99E00	COVER, ELECTRIC PARTS HOLDER	1	
8	33410-99E00	COIL, IGNITION	1	
9	33710-99E00	.CORD, HIGH TENSION NO.1	1	W/SPARK PLUG CAP
10	33740-99E00	.CORD, HIGH TENSION NO.4	1	W/SPARK PLUG CAP
11	33420-99E00	COIL, IGNITION	1	
12	33720-99E00	.CORD, HIGH TENSION NO.2	1	W/SPARK PLUG CAP
13	33730-99E00	.CORD, HIGH TENSION NO.3	1	W/SPARK PLUG CAP
14	09408-00035	CLAMP	1	
15	01550-06207	BOLT	4	
16	33415-99E00	PROTECTOR, IGNITION COIL	1	

FIG.30



REF.NO.	PART NO.	DESCRIPTION	REMARKS
1	13650-56B00	SENSOR, IAT	1
2	18133-61A01	FILTER, GAS	1
3	18590-80C40	SENSOR, MAP	1
4	33834-99E00	PROTECTOR, HOSE	1
5	37820-99E00	SWITCH, OIL PRESSURE	1
6	09168-12016	GASKET	1
7	09355-35754-601	HOSE	1 L:601→130
8	09401-06405	CLIP	2
9	09403-20308	CLIP	1
10	01550-06167	BOLT	1
11	09403-17304	CLAMP	1
12	03542-06123	SCREW	1
13	34830-92E10	SENSOR, CYLINDER TEMP	1
14	02142-06127	SCREW	1
15	34200-99E00	TACHOMETER, WITH MONITOR	1
16	09471-12179	.BULB	1
17	34830-99E00	SENSOR, TEMP	1 DT60:861477~ DT70:861713~
18	09280-09005	O RING (D:1.9 ID:8.6)	1 DT60:861477~ DT70:861713~
19	01550-06107	BOLT	1 DT60:861477~ DT70:861713~
20	09404-06432	CLAMP	1 DT60:861477~ DT70:861713~

FIG.31

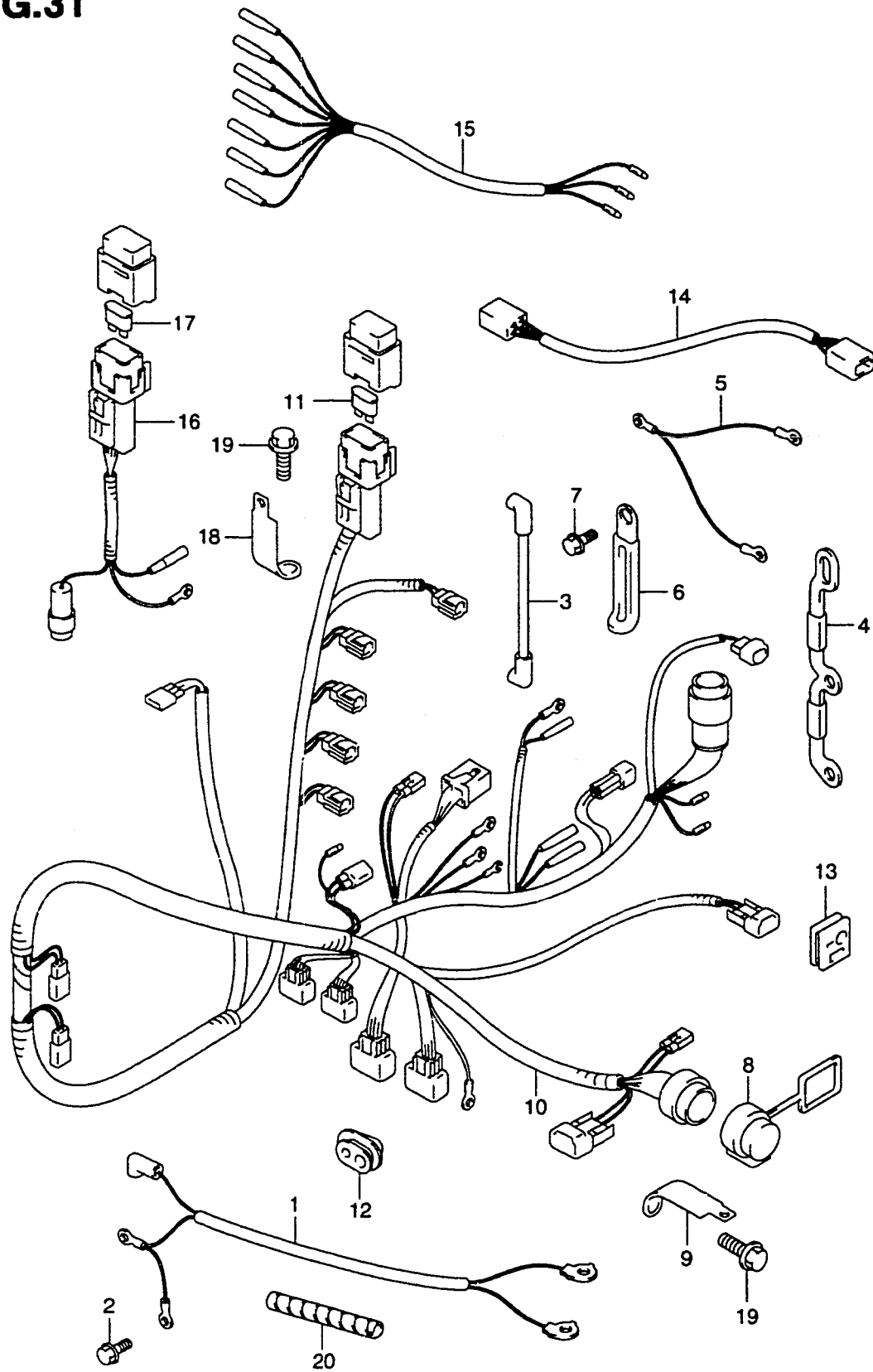


FIG.31 (D-8)

HARNESS

QTY.

REF.NO.	PART NO.	DESCRIPTION	REMARKS
1-1	33810-99E00	CABLE, STARTER MOTOR	1
1-2	33810-99E10	CABLE, STARTER MOTOR	1 MODEL:01
2	01550-08167	BOLT	1
3	33820-99E00	CABLE, PLUS TERM TO RELAY	1
4	33831-99E01	PLATE, PTT RELAY	1
5	33832-94601	CABLE, TRIM RELAY GROUND	1
6-1	09404-06432	CLAMP (L:80)	2
6-2	09404-08207	CLAMP (L:97)	1
7	01550-06107	BOLT	2
8	33634-99E00	CAP, CONNECTOR	1
9	36745-99E00	BRACKET, CONNECTOR	1
10-1	36610-99E80	HARNESS ASSY, WIRING	1 TYPE:T,TH ~MODEL:00
10-2	36610-99E30	HARNESS ASSY, WIRING	1 MODEL:01
10-3	36610-99E50	HARNESS ASSY, WIRING	1 TYPE:TH MODEL:01
11-1	09481-15101	.FUSE (15A)	1
11-2	09481-30501	.FUSE (30A)	1 MODEL:01
12	36656-87D11	GROMMET	1
13-1	36658-99E01	GROMMET, CABLE	1
13-2	36658-99E10	GROMMET, CABLE	1 TYPE:TH
14	36682-92E00	WIRE, MONITOR GAUGE	1
15	36630-92E00	WIRE, INSTRUMENT	1
16	36740-99E00	CASE ASSY, FUSE	1
17	09481-30101	.FUSE (30A)	1
18	36745-99E00	BRACKET, FUSE CASE	1
19	01550-06127	BOLT	2
20	33834-99E10	PROTECTOR	1

FIG.32

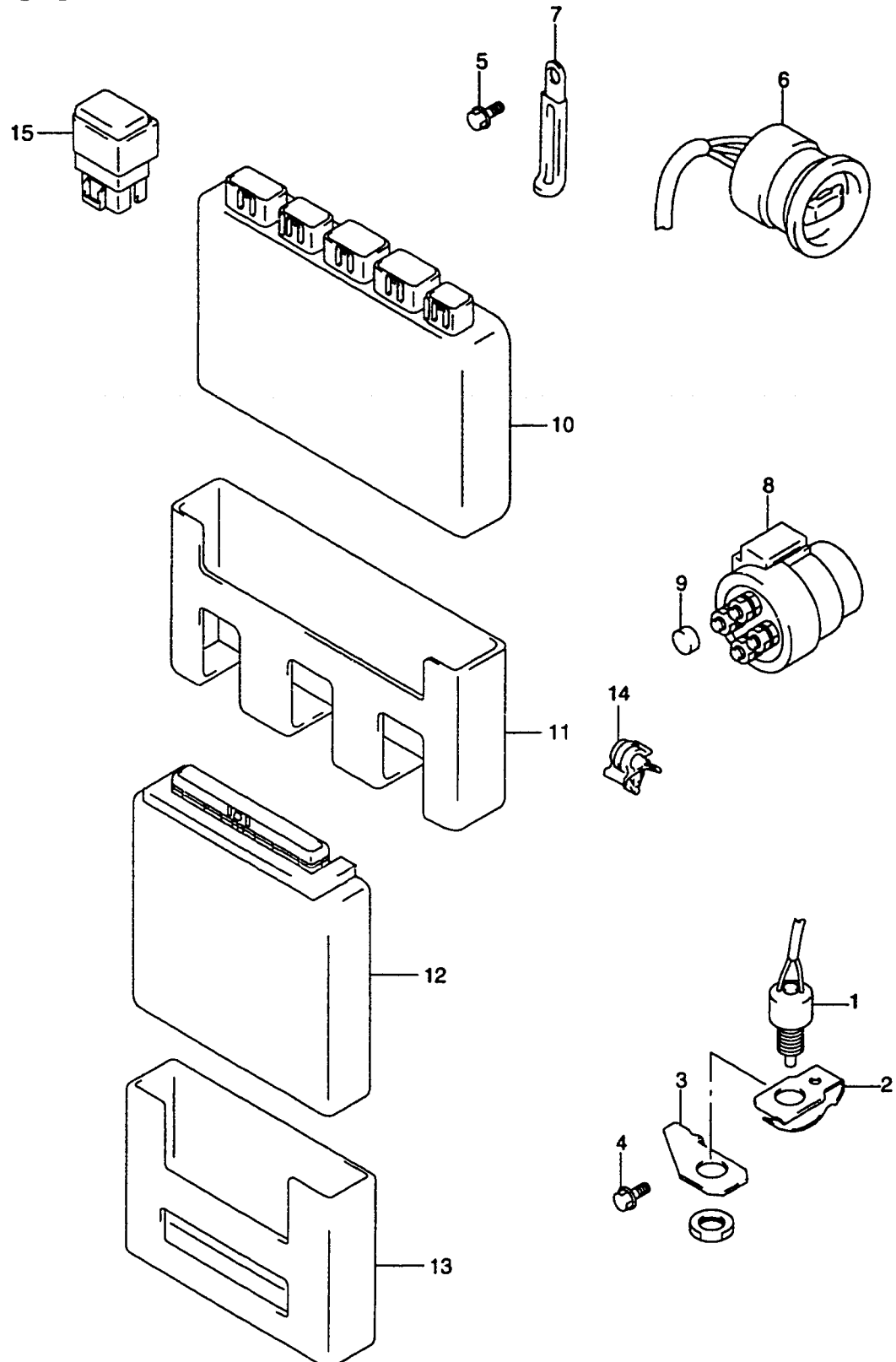
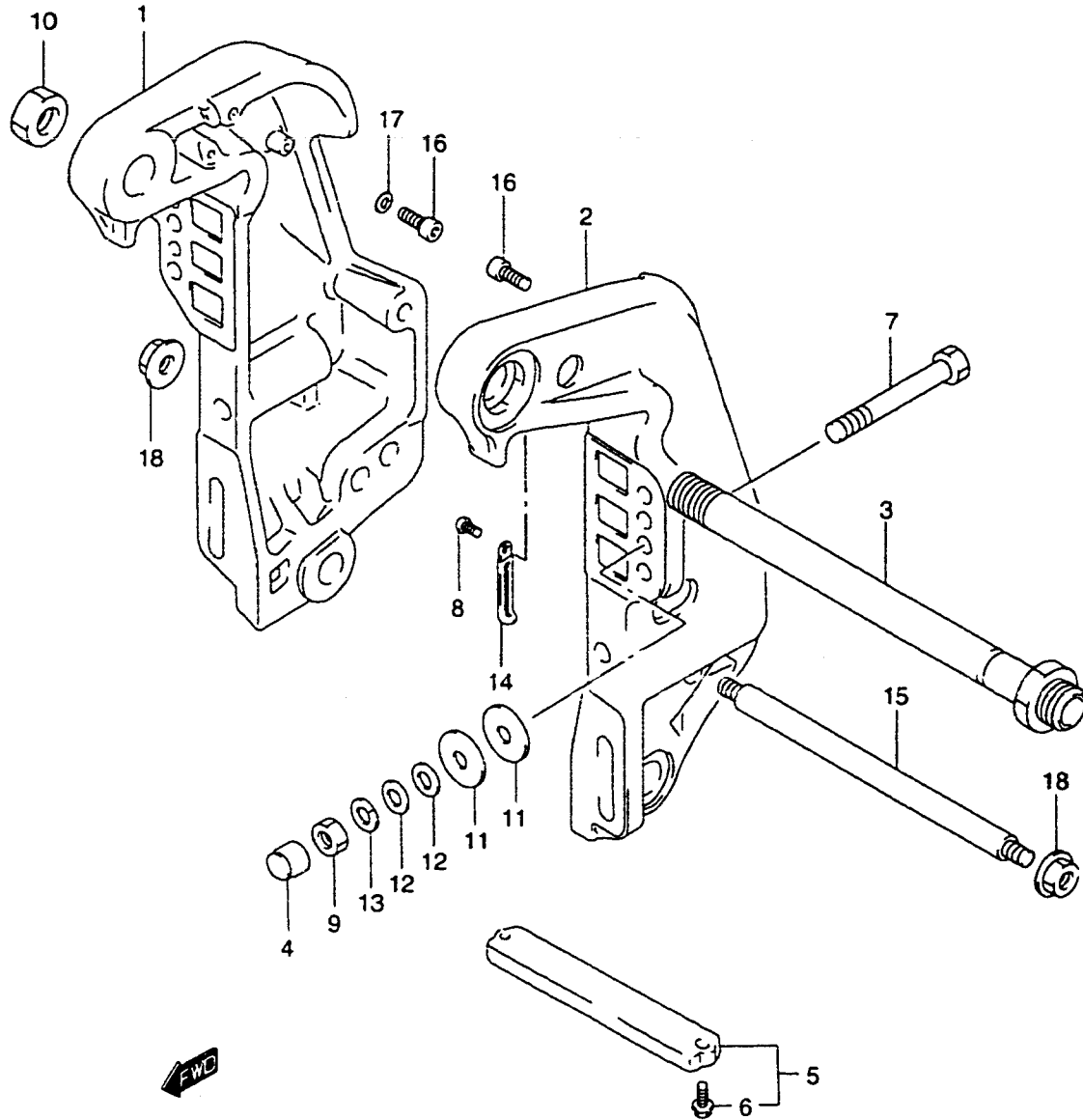


FIG.32 (D-9)

ENGINE CONTROL UNIT

REF.NO.	PART NO.	DESCRIPTION	QTY.	REMARKS
1	37721-99E00	SWITCH, NEUTRAL	1	
2	37725-95600	PLATE, NEUTRAL SW	1	
3	37726-94402	BRACKET, NEUTRAL SW	1	
4	01550-06107	BOLT	1	
5	01550-06167	BOLT	1	
6	37850-99E00	SWITCH, PTT	1	
7	09404-06432	CLAMP	1	
8	38410-94551	RELAY, PTT	2	
9	09251-09002	CAP	2	
10-1	33920-99E91	MODULE, ENGINE CONTROL (ECM)	1	DF60:~861476
10-2	33920-99E05	MODULE, ENGINE CONTROL (ECM)	1	DF60:861477~
10-3	33920-99EA0	MODULE, ENGINE CONTROL (ECM)	1	DF70:~861712
10-4	33920-99E14	MODULE, ENGINE CONTROL (ECM)	1	DF70:861713~
11	33925-99E00	CUSHION, ECM	1	
12-1	33920-99E20	MODULE, ENGINE CONTROL	1	DF60 MODEL:01
12-2	33920-99E30	MODULE, ENGINE CONTROL	1	DF70 MODEL:01
13	33925-87J00	CUSHION, ECM	1	MODEL:01
14	09403-07308	CLAMP	1	
15	38910-92E00	RELAY, ECM MAIN	1	

FIG.33



REF.NO.	PART NO.	DESCRIPTION	QTY.	REMARKS
1-1	41111-95E03-0EP	BRACKET, CLAMP STBD (BLACK)	1	
1-2	41111-90J00-0EP	BRACKET, CLAMP STBD (BLACK)	1	MODEL:01
2-1	41121-95E20-0EP	BRACKET, CLAMP PORT (BLACK)	1	
2-2	41121-90J00-0EP	BRACKET, CLAMP PORT (BLACK)	1	MODEL:01
3	41130-95540	SHAFT, CLAMP BRKT	1	
4	41153-94500	CAP, TRANSOM BOLT	4	
5	55320-94900	ZINC SET, PROTECTION	1	
6	09116-06121	.BOLT (6X25)	2	
7	09100-12039	BOLT (12X100)	4	
8	09125-06063	SCREW (6X10)	1	
9	09140-12028	NUT	4	
10	09159-22003	NUT	1	
11	09160-12044	WASHER (12.5X35X3.2)	4	
12	09160-12066	WASHER (12.5X22X2.5)	4	
13	09162-12005	LOCK WASHER	4	
14	09404-06432	CLAMP	1	
15-1	45421-87D00	PIN, TILT LOCK	1	-MODEL:00
15-2	45421-90J00	PIN, TILT LOCK	1	OPT MODEL:01
16	09106-10065	BOLT	2	
17	09160-10082	WASHER (10.5X19X2.0)	2	
18-1	09159-14020	NUT	2	-MODEL:00
18-2	09159-14020	NUT	2	OPT MODEL:01

FIG.34

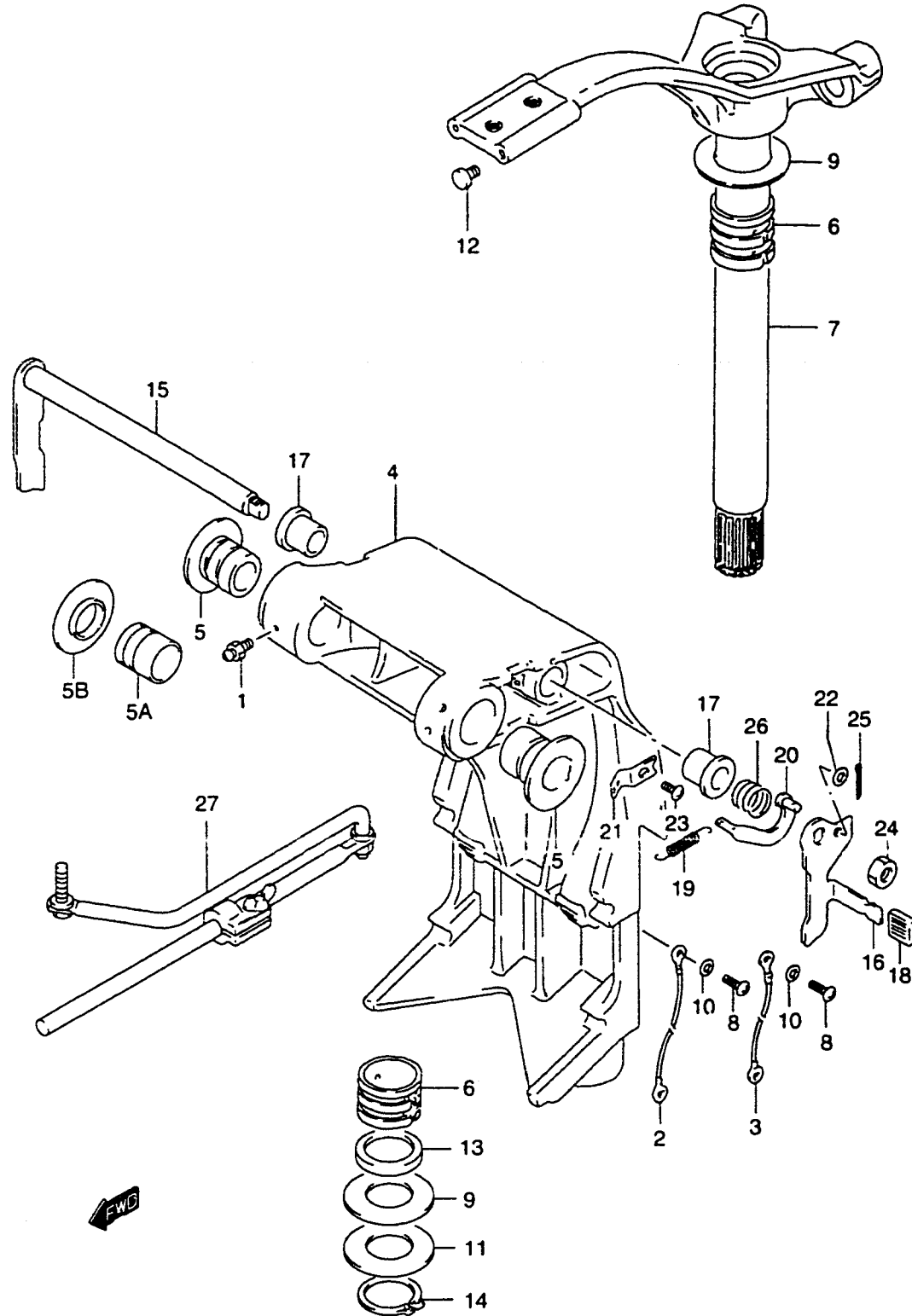


FIG.34 (E- 3)

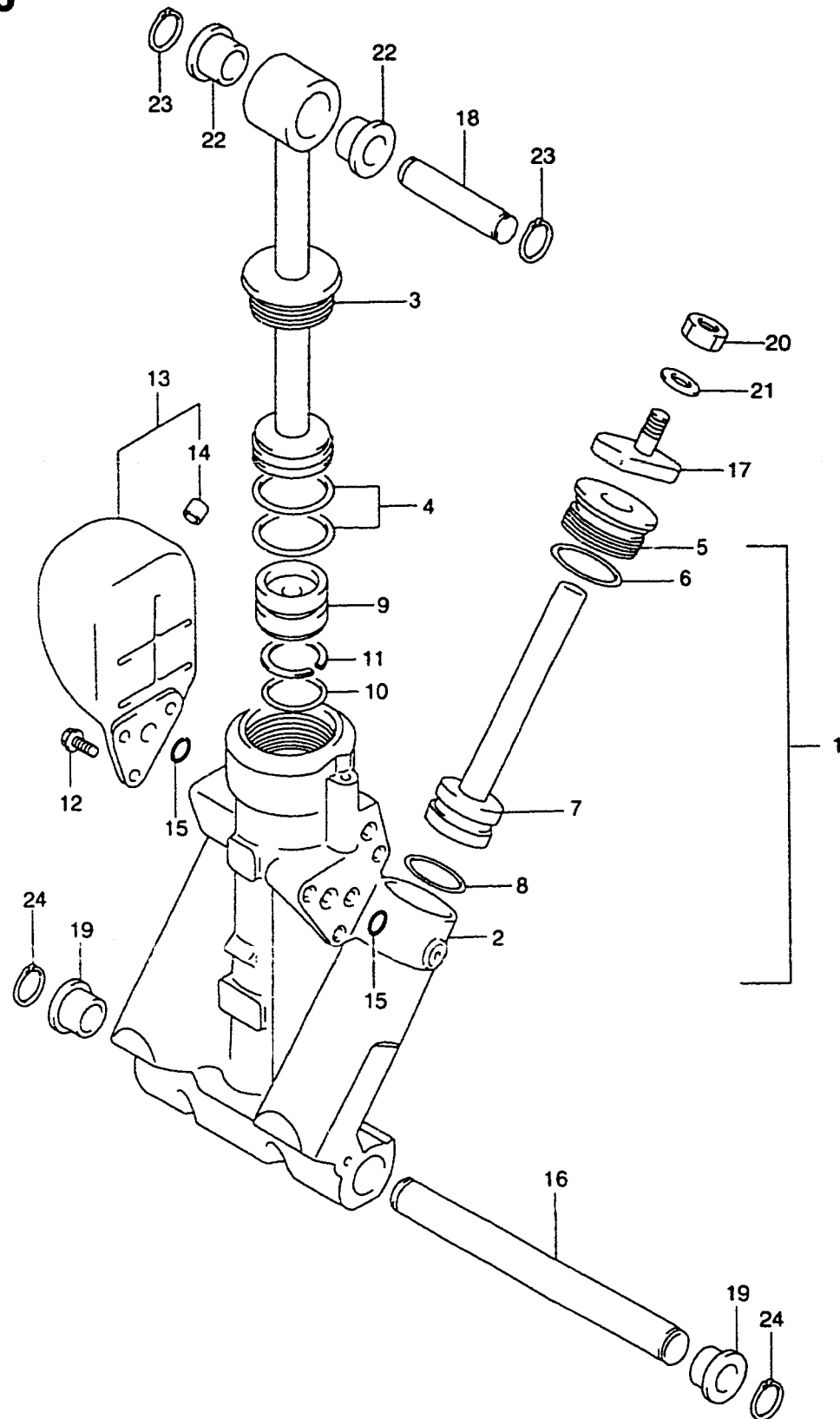
SWIVEL BRACKET

QTY.

REF.NO.	PART NO.	DESCRIPTION	QTY.	REMARKS
1	22511-99010	NIPPLE, GREASE	5	
2	36894-95201	LEAD (CLAMP TO SWIVEL)	1	
3	36895-87D10	LEAD (SWIVEL TO HOUSING)	1	
4-1	43111-99E00-0EP	BRACKET, SWIVEL (BLACK)	1	
4-2	43111-99E10-0EP	BRACKET, SWIVEL (BLACK)	1	MODEL:01
5	43211-95510	BUSH	2	
5A	43211-87D00	BUSH	2	MODEL:01
5B	09169-28003	WASHER	2	MODEL:01
6	43711-97E00	BUSH, STEERING	2	
7	43750-99E01-0EP	BRACKET, STEERING (BLACK)	1	
8	09125-05050	SCREW (5X8)	3	
9	09160-39001	WASHER (39.5X64X1.0)	2	
10	09161-05114	WASHER	3	
11	09181-39001	SHIM (T:0.3)	4	
12	09250-09001	PLUG	2	
13	09282-39001	SEAL, OIL	1	
14	09380-38003	CIRCLIP	1	
15-1	41220-95E12	LEVER, TILT LOCK	1	
15-2	41220-90J00	LEVER, TILT LOCK	1	MODEL:01
16	41221-95E40	LEVER, TILT LOCK PORT	1	
17	41224-95E01	BUSH, TILT STOPPER ROD	2	
18	41225-94400	RUBBER, TILT LOCK LEVER	1	
19-1	41228-95E00	SPRING, TILT LOCK LEVER	1	
19-2	41226-90J00	SPRING, TILT LOCK LEVER	1	MODEL:01
20	41230-95E00	LINK, TILT LOCK LEVER	1	
21	41233-95E10	BRACKET, TILT LOCK SPRING	1	
22	09160-06082	WASHER (6.5X13X1.0)	1	
23	09125-06063	SCREW (6X10)	1	
24	09140-10032	NUT	1	
25	09204-01006	PIN, COTTER	1	
26	09440-19028	SPRING	1	
27	43770-99E00	ADJUSTER ASSY, STEERING	1	TYPE:TH

FIG.35

QTY.

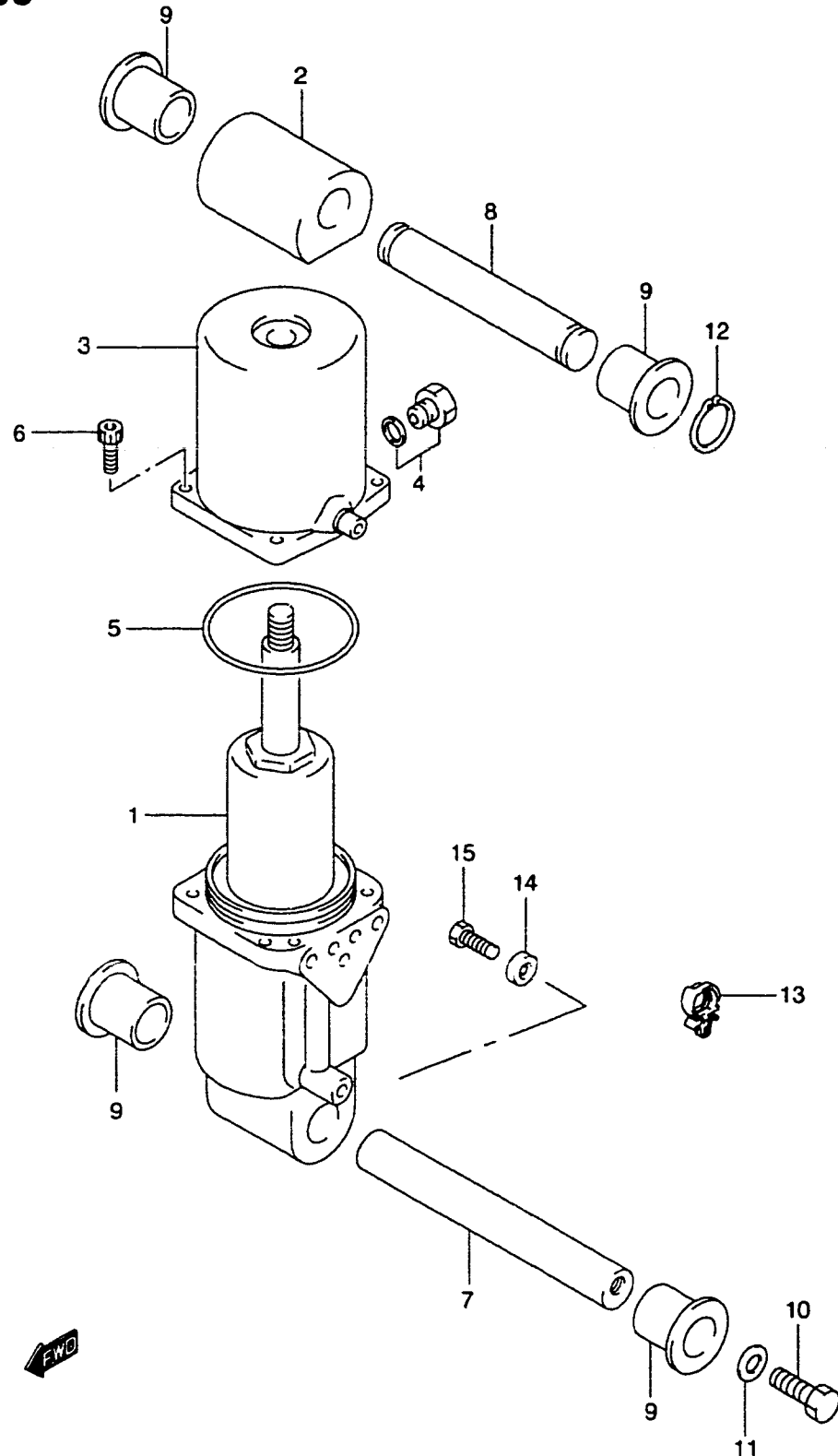


REF.NO.	PART NO.	DESCRIPTION	QTY.	REMARKS
1	48503-94900-0EP	MANIFOLD SUB ASSY (BLACK)	1	
2	48641-94900-0EP	.MANIFOLD, PTT (BLACK)	1	
3	48401-94900	.PISTON ASSY, TILT	1	
4	48627-95E00	.O RING SET, TILT PISTON	1	
5	48630-94900	.HEAD, TRIM CYLINDER	2	
6	48633-94900	.O RING SET, HEAD	2	
7	48601-94900	.PISTON & RAM ASSY	2	
8	48627-95E00	.O RING SET, TRIM PISTON	2	
9	48650-94900	.PISTON, FREE	1	
10	48405-87D00	.O RING SET	1	
11	48615-97E00	.RING, BACKUP	1	
12	48861-95E00	BOLT, RESERVOIR	3	
13	48570-95E00	RESERVOIR	1	
14	48572-95E00	.CAP	1	
15	48588-94900	O RING	6	
16	48121-95E00	SHAFT, TILT CYLINDER LOWER	1	
17	48311-94501	PAD, TRIM CYLINDER RAM	2	
18	48321-87D02	SHAFT, TILT CYLINDER UPPER	1	
19	48326-95E00	BUSH, TILT CYLINDER	2	
20	09140-08016	NUT	2	
21	09162-08007	WASHER, LOCK (8.2X15.4X2.0)	2	
22	09306-17001	BUSH	2	
23	09380-17009	CIRCLIP	2	
24	09380-22015	CIRCLIP	2	

REFER TO FIG.36(E-5) FOR MODEL:01



FIG.36



REF.NO.	PART NO.	DESCRIPTION	QTY.	REMARKS
1	48400-90J00	MANIFOLD ASSY	1	
2	48611-90J00	JOINT, METAL	1	
3	48571-90J00	TANK, RESERVOIR	1	
4	48572-87J10	PLUG	1	
5	48557-90J00	O RING	1	
6	48862-87J10	BOLT	4	
7	48121-90J00	SHAFT, TILT CYLINDER LOWER	1	
8	48321-90J00	SHAFT, TILT CYLINDER UPPER	1	
9	48326-95E00	BUSH, TILT CYLINDER	4	
10	09100-10220	BOLT (10X35)	2	
11	09160-10081	WASHER (10X20X3.0)	2	
12	09380-22015	CIRCLIP	2	
13	09403-20308	CLIP	1	
14	55321-87J00	ANODE, PROTECTION	1	
15	09128-06021	BOLT (6X14)	1	

FIG.37

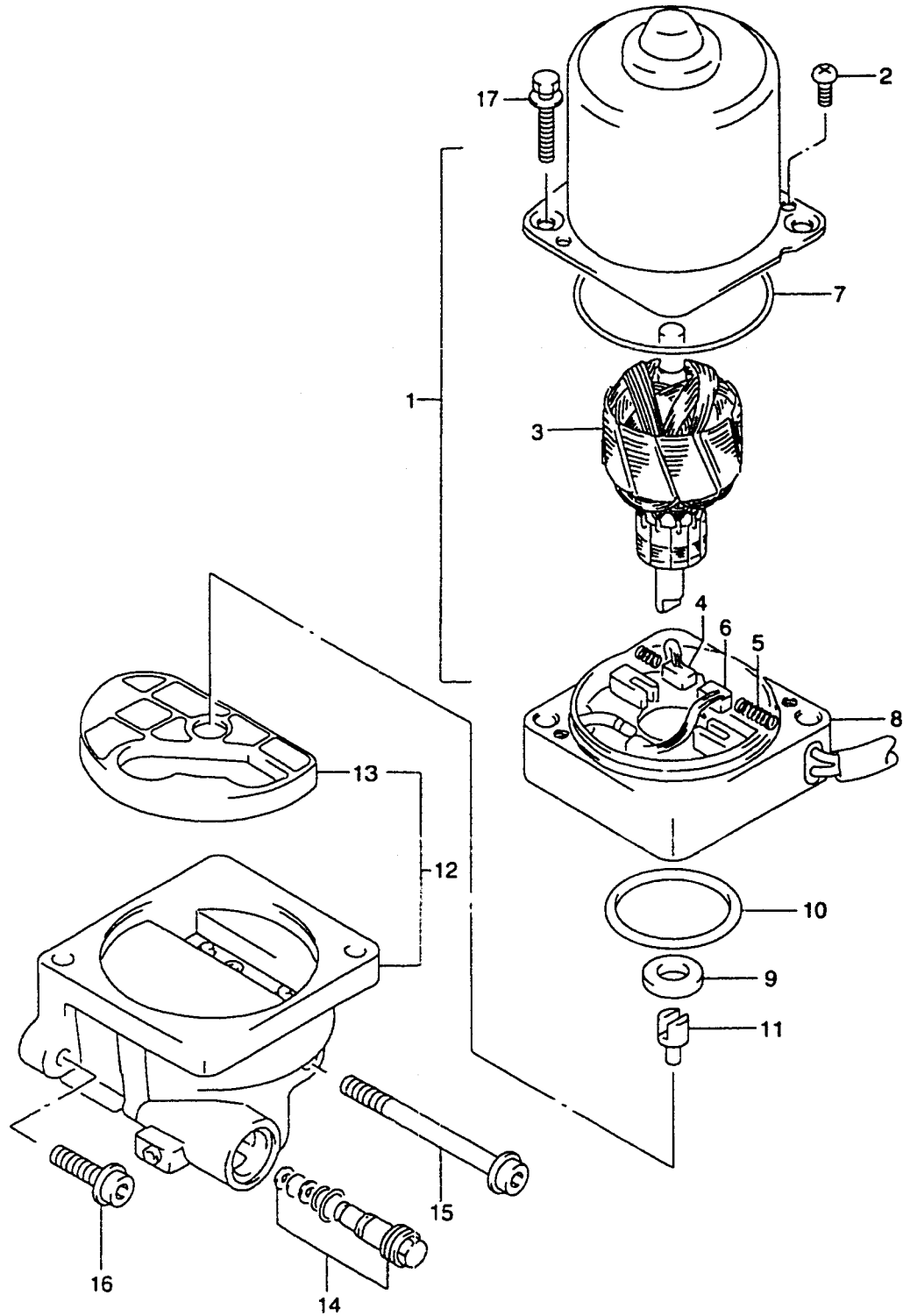


FIG.37 (E-6)

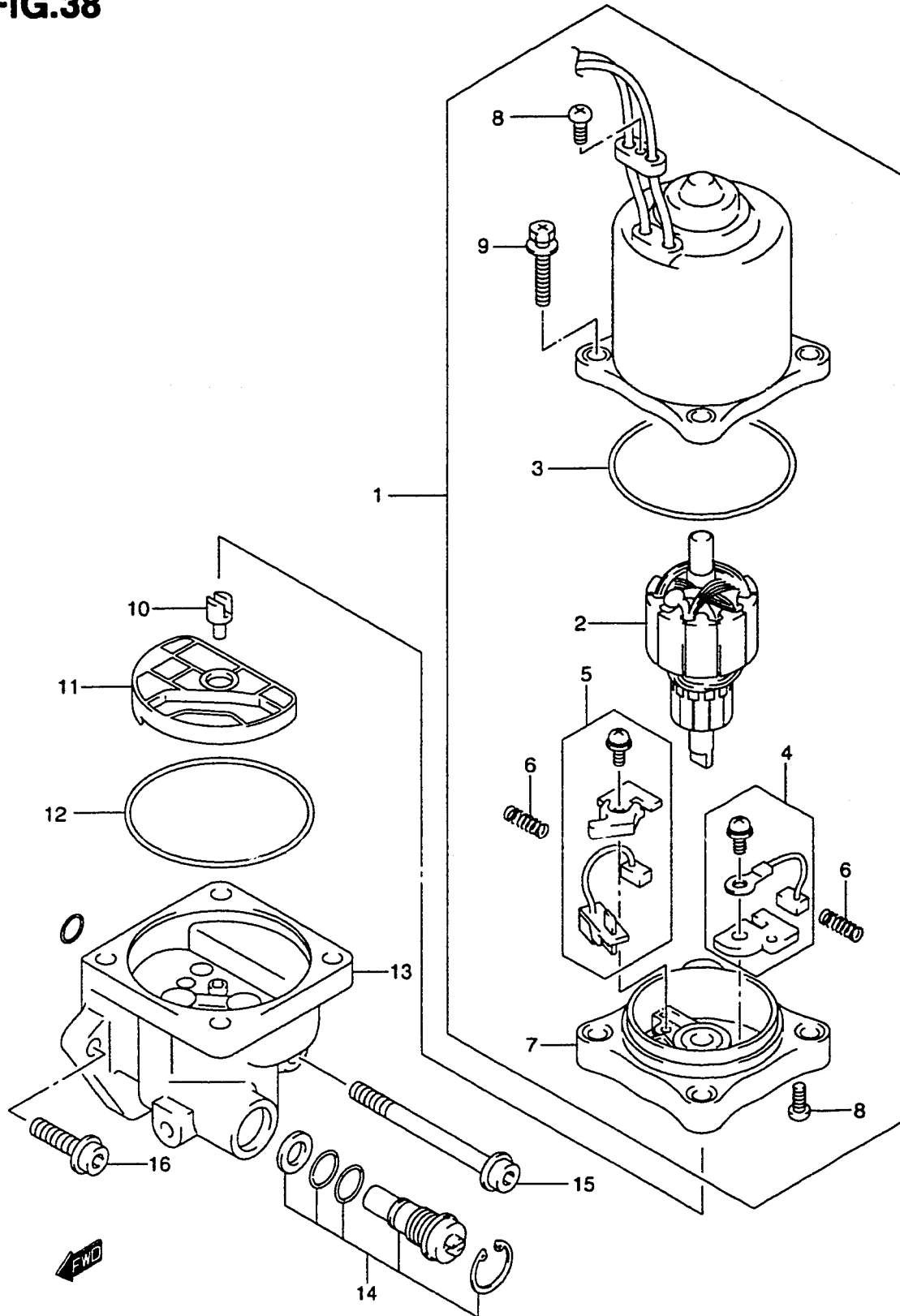
POWER UNIT

REF.NO.	PART NO.	DESCRIPTION	QTY.	REMARKS
1	38100-99E01-0EP	MOTOR ASSY, PTT (BLACK)	1	
2	31111-94900	.SCREW	2	
3	31311-94900	.ARMATURE	1	
4	31133-94900	.BRUSH, PLUS	1	
5	31135-94900	.SPRING	2	
6	31136-94900	.BRUSH HOLDER	1	
7	31123-87D60	.O RING	1	
8	31173-94900	.HOLDER, BRUSH	1	
9	33799-97E00	OIL SEAL	1	
10	48585-95E00	O RING	1	
11	48583-95E00	JOINT	1	
12	48502-94901	PUMP	1	
13	48582-95E00	.FILTER	1	
14	48864-94911	.VALVE SET, MANUAL	1	
15	48862-95E00	BOLT	1	
16	48862-95E10	BOLT	3	
17	31281-95E00	BOLT, THROUGH	2	

REFER TO FIG.38(E-7) FOR MODEL:01

FIG.38

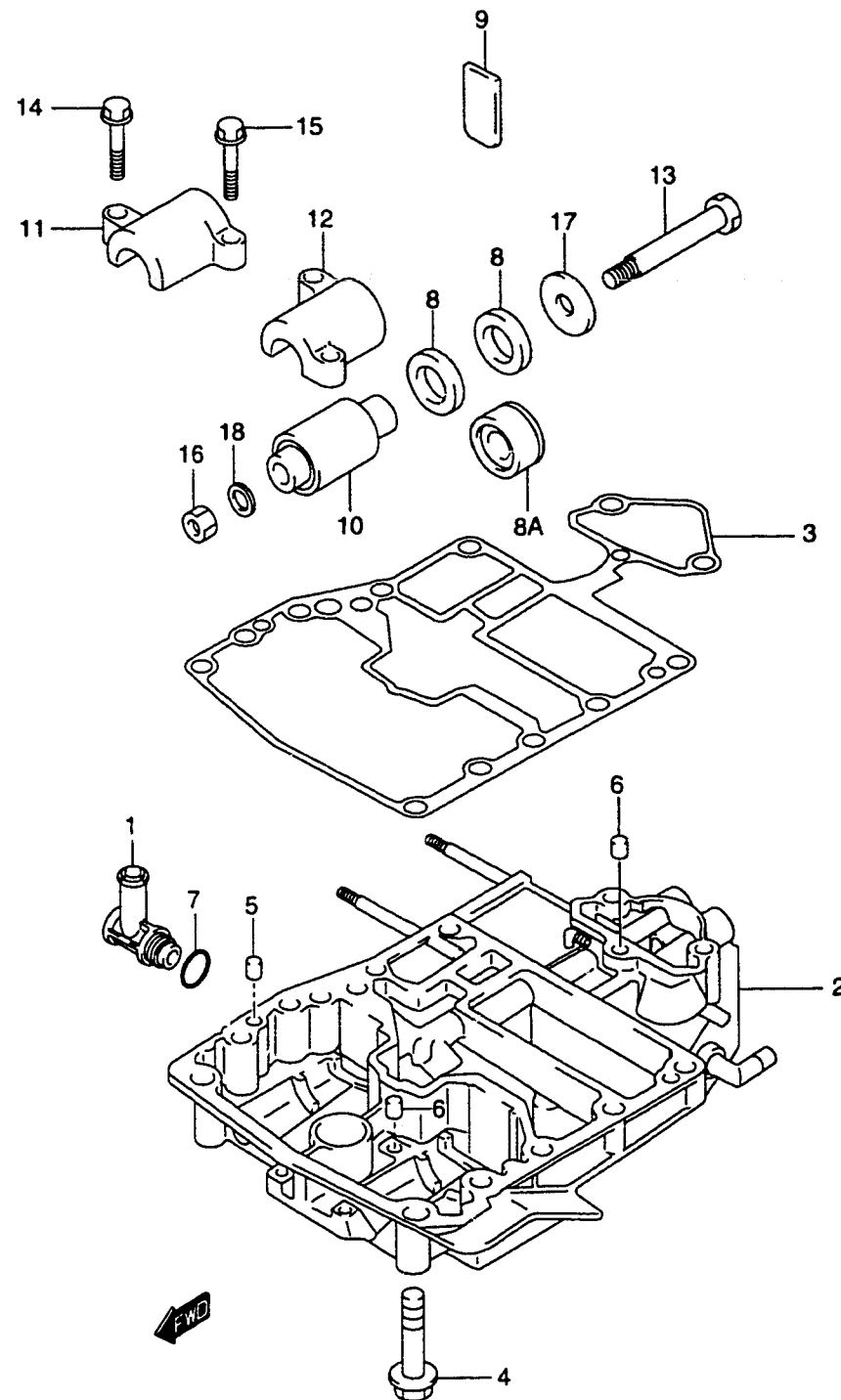
QTY.



REF.NO.	PART NO.	DESCRIPTION	QTY.	REMARKS
1	38100-90J00	MOTOR ASSY, PTT	1	
2	31311-90J00	.ARMATURE	1	
3	31123-87D60	.O RING	1	
4	31133-90J00	.BRUSH ASSY	1	
5	31136-90J00	.BREAKER ASSY	1	
6	31135-94900	.SPRING	2	
7	31173-94900	.HOLDER, BRUSH	1	
8	31111-94900	.SCREW	3	
9	31281-90J00	.BOLT	4	
10	48583-95E00	JOINT	1	
11	48582-95E00	FILTER	1	
12	48557-90J00	O RING	1	
13	48502-95E00	PUMP ASSY	1	
14	48864-90J00	VALVE, MANUAL	1	
15	48862-90J00	BOLT	1	
16	48862-90J10	BOLT	1	

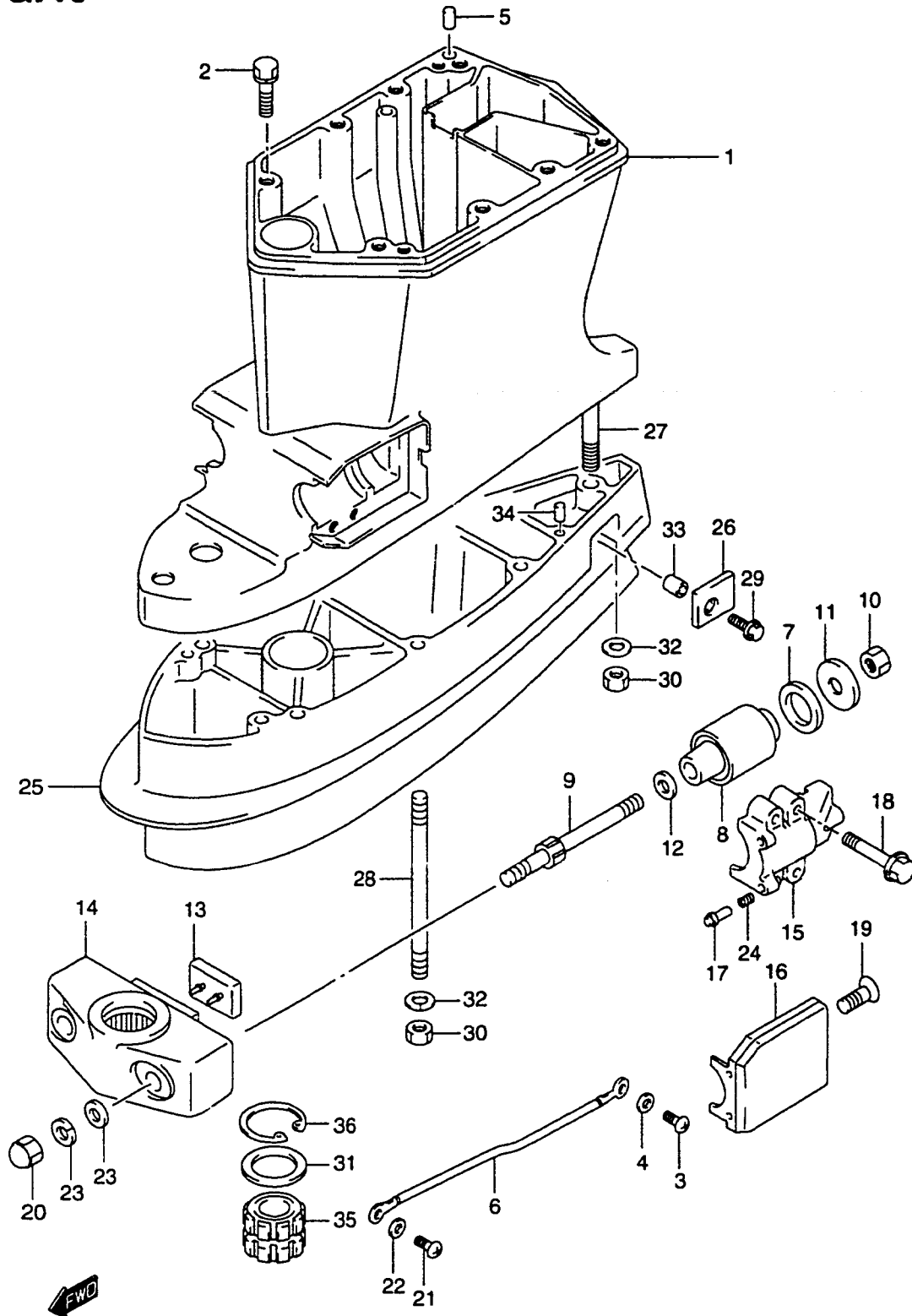
FIG.39

QTY.



REF.NO.	PART NO.	DESCRIPTION	REMARKS
1	17573-99E00	PIPE, WATER RETURN HOSE	1
2	51110-99801-0EP	HOLDER SET, ENGINE (BLACK)	1
3	51211-99E00	GASKET, ENGINE HOLDER	1
4	09117-10039	BOLT (10X80)	2
5	09206-08001	PIN, KNOCK	2
6	04211-09149	PIN, KNOCK	2
7	09280-20006	O RING (D:1.9 ID:19.8)	1
8	54121-87E00	STOPPER, UPPER THRUST	4
8A	54120-99E00	STOPPER, UPPER THRUST	2 DF60:031786~ DF70:033802~
9	54125-99E00	MOUNT, UPPER THRUST	2
10-1	54130-87E30	MOUNT, UPPER	2 TYPE:L
10-2	54130-87E00	MOUNT, UPPER	2 TYPE:UL NOT FOR U.S. MARKET
11-1	54148-99E00-0EP	COVER, UPPER MOUNT STBD (BLACK)	1
11-2	54148-99E01-0EP	COVER, UPPER MOUNT STBD (BLACK)	1 MODEL:00,01
12-1	54149-99E00-0EP	COVER, UPPER MOUNT PORT (BLACK)	1
12-2	54149-99E01-0EP	COVER, UPPER MOUNT PORT (BLACK)	1 MODEL:00,01
13-1	09100-12045	BOLT (12X115)	2
13-2	09100-12074	BOLT (12X117)	2 MODEL:99-01
14	09116-08098	BOLT (8X40)	2
15	09116-08099	BOLT (8X30)	2
16-1	09140-12043	NUT	2
16-2	09159-12014	NUT	2 MODEL:99-01
17	09160-12065	WASHER (12.2X40X3)	2 ~MODEL:00
18	09160-12066	WASHER (12.5X22X2.5)	4

FIG.40

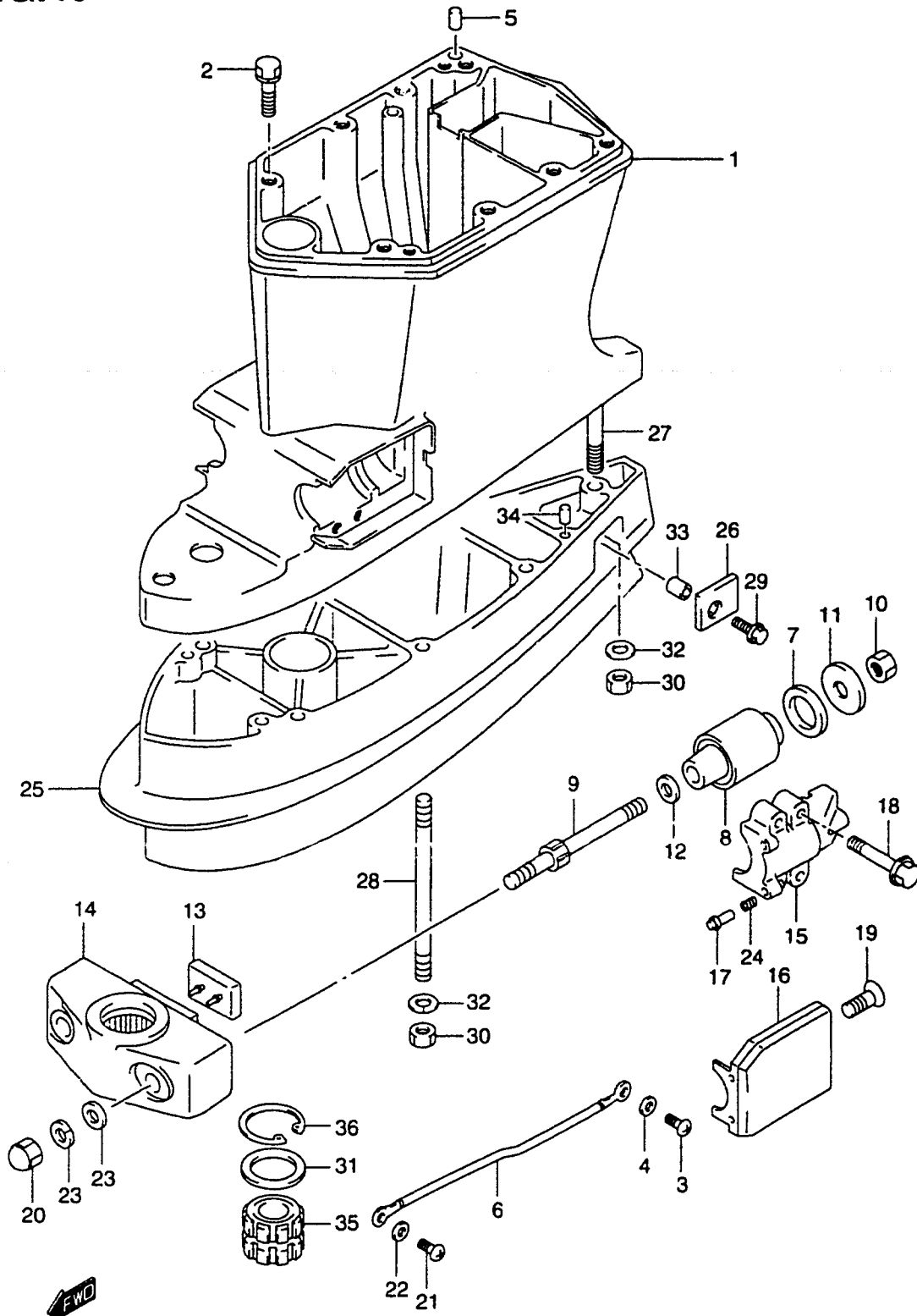


QTY.

REF.NO.	PART NO.	DESCRIPTION	QTY.	REMARKS
1-1	52111-99E00-0EP	HOUSING, DRIVE SHAFT (BLACK)	1	→52111-99E01-0EP USED WITH 09202-07001
1-2	52111-99E01-0EP	HOUSING, DRIVE SHAFT (BLACK)	1	DF60:971962~ DF70:973164~
2	09117-10034	BOLT (10X45)	8	
3	09125-05050	SCREW (5X8)	1	
4	09161-05114	WASHER (5.2X11X1.0)	1	
5	09202-08006	PIN, KNOCK	2	
6	36894-95201	LEAD (MOUNT BRKT TO HSG)	1	
7	54121-87D00	STOPPER	2	
8	54160-87E10	MOUNT, LOWER	2	
9	54166-87E00	BOLT, LOWER MOUNT	2	
10	09140-12029	NUT	2	
11	09160-12065	WASHER (12.2X40X3.0)	2	
12	09160-12066	WASHER (12.5X22X2.5)	2	
13	54151-94400	THRUST, LOWER MOUNT	1	
14-1	54211-87E00-0EP	BRACKET, LOWER MOUNT (BLACK)	1	
14-2	54211-87E01-0EP	BRACKET, LOWER MOUNT (BLACK)	1	DF60:031758~ DF70:033524~
15	54221-87E00-0EP	COVER, LOWER MOUNT (BLACK)	2	
16	54222-87E01-0EP	CAP, LOWER MOUNT COVER (BLACK)	2	
17	54224-87E00	PIN	4	
18	09117-08056	BOLT (8X40)	8	
19	09126-06008	SCREW (6X16)	2	
20-1	09145-12004	NUT	2	
20-2	09159-12014	NUT	2	MODEL:01
21-1	09125-06063	SCREW (6X10)	1	
21-2	09125-05050	SCREW (5X8)	1	DF60:031758~ DF70:033524~
22-1	09161-06120	WASHER (6.3X12.5X1.0)	1	
22-2	09161-05114	WASHER (5.2X11X1.0)	1	DF60:031758~ DF70:033524~
23	09160-12066	WASHER (12.5X22X2.5)	2	
24	09440-07066	SPRING	4	

FIG.40

QTY.



REF.NO.	PART NO.	DESCRIPTION	QTY.	REMARKS
25	52131-99E00-0EP	CASE, EXTENSION (BLACK)	1	TYPE:UL, NOT FOR US MARKET
26	55320-95310	ZINC,PROTECTION	1	TYPE:UL, NOT FOR US MARKET
27	09108-10026	BOLT, STUD	1	TYPE:UL, NOT FOR US MARKET
28	09108-10115	BOLT, STUD	6	TYPE:UL, NOT FOR US MARKET
29	09116-06099	BOLT	1	TYPE:UL, NOT FOR US MARKET
30	09140-10031	NUT	7	TYPE:UL, NOT FOR US MARKET
31	09160-28020	WASHER	1	TYPE:UL, NOT FOR US MARKET
32	09162-10005	WASHER	7	TYPE:UL, NOT FOR US MARKET
33	09180-08142	SPACER	1	TYPE:UL, NOT FOR US MARKET
34	09202-08006	PIN, KNOCK	2	TYPE:UL, NOT FOR US MARKET
35	57130-87E01	BUSH, DRIVESHAFT	1	TYPE:UL, NOT FOR US MARKET
36	09381-40005	CIRCLIP	1	TYPE:UL, NOT FOR US MARKET

FIG.41

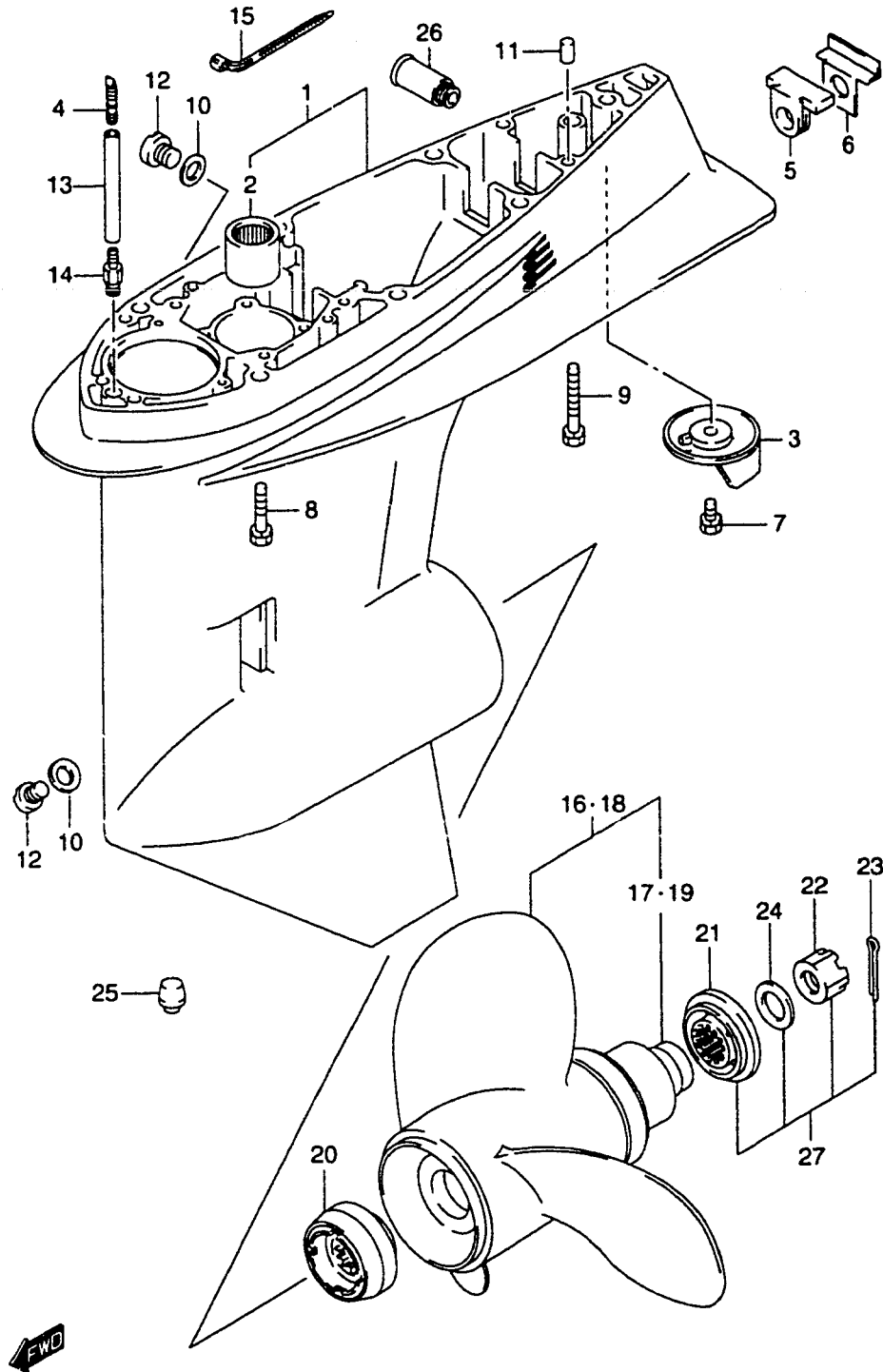


FIG.41 (E-11)

GEAR CASE

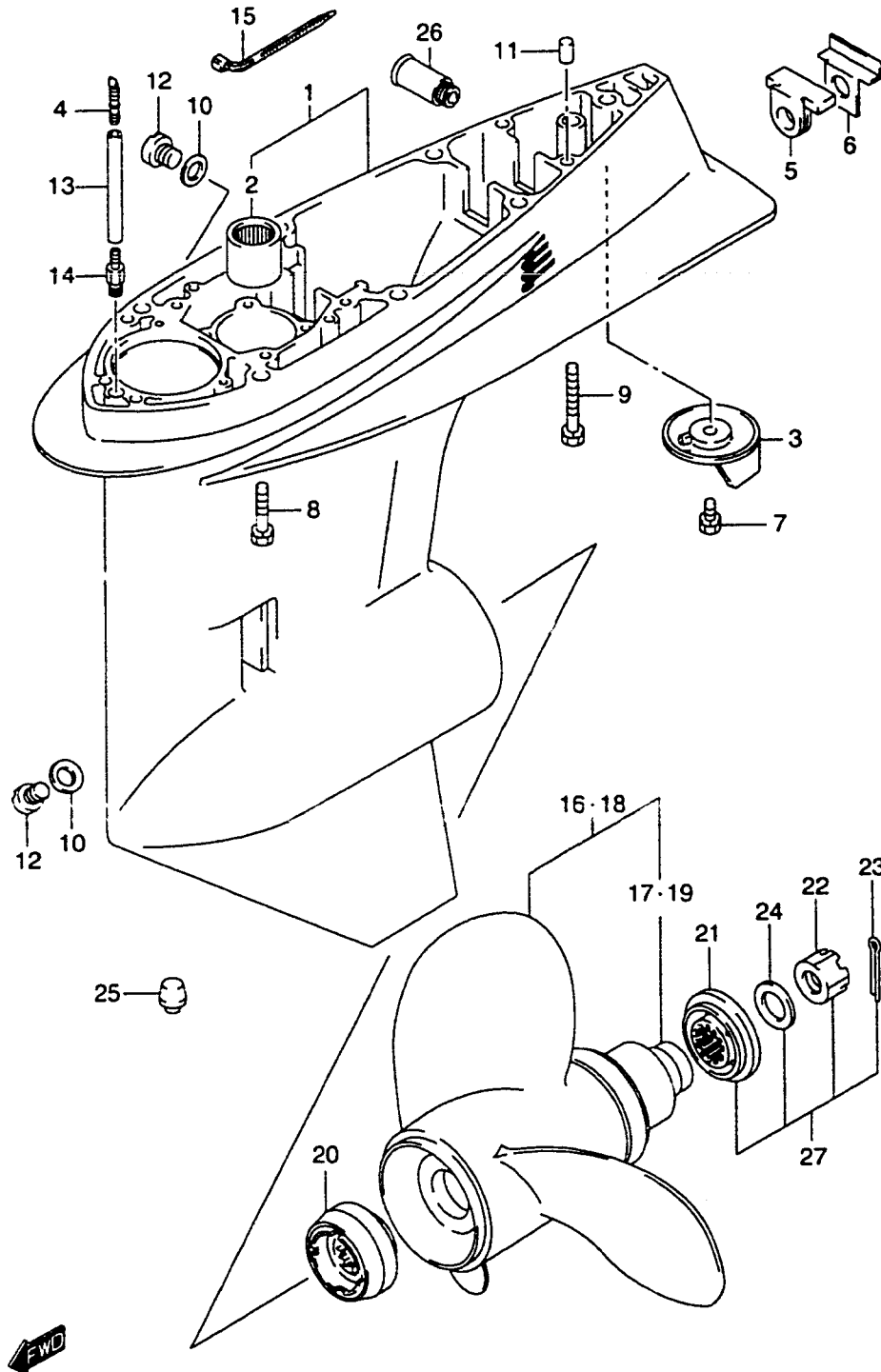
QTY.

REF.NO.	PART NO.	DESCRIPTION	QTY.	REMARKS
1	55110-99E02-0EP	CASE, GEAR (BLACK)	1	
2	09263-26023	.BEARING, PINION	1	
3	55125-87E01	TAB, TRIM	1	
4	55127-87D00	UNION, SPEEDOMETER HOSE	1	
5	55332-87D00	RUBBER, EXHAUST SEAL	1	
6	55333-87D02	PLATE, EXHAUST SEAL	1	
7	09116-08103	BOLT, TRIM TAB (8X22)	1	
8	09117-10038	BOLT (10X55)	6	
9	09117-10039	BOLT (10X80)	1	
10	09168-10U22	GASKET, DRAIN PLUG	2	
11	09202-08006	PIN	2	
12	09248-10008	PLUG, DRAIN	2	
13-1	09355-40805-600	HOSE	1	TYPE:L L:600→70
13-2	09355-40805-600	HOSE	1	TYPE:UL NOT FOR US MARKET L:600→200
14	09362-09008	NIPPLE	1	
15	09407-14403	CLAMP	3	
16-1	58100-95540-019	PROPELLER (13X13)	1	U1300
16-2	58100-95500-019	PROPELLER (13X15)	1	U1500
16-3	58100-95511-019	PROPELLER (13X17)	1	U1700
16-4	58100-95550-019	PROPELLER (13X18)	1	U1800
16-5	58100-95521-019	PROPELLER (13X19)	1	U1900
17	58120-95500	.BUSH	1	W/REF.NO.16
18-1	58100-94500-019	PROPELLER (13 1/2X15)	1	V1500
18-2	58100-94512-019	PROPELLER (13 1/4X17)	1	V1700
18-3	58100-94522-019	PROPELLER (13X19)	1	V1900
18-4	58100-94532-019	PROPELLER (13X21)	1	V2100
18-5	58100-94554	PROPELLER (13 1/2X15)	1	
18-6	58100-94581	PROPELLER (13 1/4X17)	1	NOT FOR US MARKET
18-7	58100-94561	PROPELLER (13X19)	1	NOT FOR US MARKET
18-8	58100-94571	PROPELLER (13X21)	1	NOT FOR US MARKET
19	58120-94520	.BUSH	1	W/REF.NO.18

REFER TO FIG.42(E-13) FOR MODEL:01

FIG.41

QTY.



REF.NO.	PART NO.	DESCRIPTION	QTY.	REMARKS
20-1	57632-87E00	STOPPER, PROPELLER BUSH	1	TYPE:V
20-2	57632-87E10	STOPPER, PROPELLER BUSH	1	TYPE:U
21-1	57633-94500	SPACER	1	TYPE:V
21-2	57633-95501	SPACER	1	TYPE:U
22	09141-18005	NUT	1	
23	09204-03003	COTTER PIN (L:25)	1	
24	09160-18028	WASHER (18.5X31X1.0)	1	
25	55116-87E00	PLUG, GEAR CASE	1	OPT
26	55182-95200	ATTACHMENT, FLUSH HOSE FOR USA	1	OPT
27-1	57630-94500	PROPELLER NUT KIT	1	OPT,TYPE:V REF.NO.21-1,22,23,24
27-2	57630-95500	PROPELLER NUT KIT	1	OPT,TYPE:U REF.NO.21-2,22,23,24
28	25700-87E00	SEALING KIT, GEAR CASE	1	OPT NOT SHOWN

QTY.

REMARKS

REF.NO.	PART NO.	DESCRIPTION	QTY.	REMARKS
1	55110-90J00-0EP	CASE, GEAR (BLACK)	1	
2	09263-28016	.BEARING, PINION	1	
3	55125-90J00	TAB, TRIM	1	
4	55127-87D00	UNION, SPEEDOMETER HOSE	1	
5	55321-90J00	ANODE, GEAR CASE	1	
6	55332-87D10	RUBBER, EXHAUST SEAL	1	
7	55333-87D10	PLATE, EXHAUST SEAL	1	
8	56145-99E00	HOUSING, SHIFT CAM	1	
9	09100-06131	BOLT (6X12)	1	
10	09116-08103	BOLT, TRIM TAB (8X22)	1	
11	09117-10038	BOLT (10X55)	6	
12	09117-10039	BOLT (10X80)	1	
13	09160-06085	WASHER (6.5X15X1.0)	1	
14	09168-10022	GASKET, DRAIN PLUG	2	
15	09202-08006	PIN	2	
16	09206-09012	PIN	2	
17	09248-10008	PLUG, DRAIN	2	
18-1	09355-40805-600	HOSE	1	TYPE:L L:600→70
18-2	09355-40805-600	HOSE	1	TYPE:UL NOT FOR US MARKET L:600→200
19	09362-09008	NIPPLE	1	
20	09407-14403	CLAMP	3	
21	01550-06307	BOLT	2	
22-1	58100-94500-019	PROPELLER (13 1/2X15)	1	V1500
22-2	58100-94512-019	PROPELLER (13 1/4X17)	1	V1700
22-3	58100-94522-019	PROPELLER (13X19)	1	V1900
22-4	58100-94532-019	PROPELLER (13X21)	1	V2100
22-5	58100-94554	PROPELLER (13 1/2X15)	1	
22-6	58100-94581	PROPELLER (13 1/4X17)	1	NOT FOR US MARKET
22-7	58100-94561	PROPELLER (13X19)	1	NOT FOR US MARKET
22-8	58100-94571	PROPELLER (13X21)	1	NOT FOR US MARKET
23	58120-94520	.BUSH	1	W/REF.NO.22

FIG.42

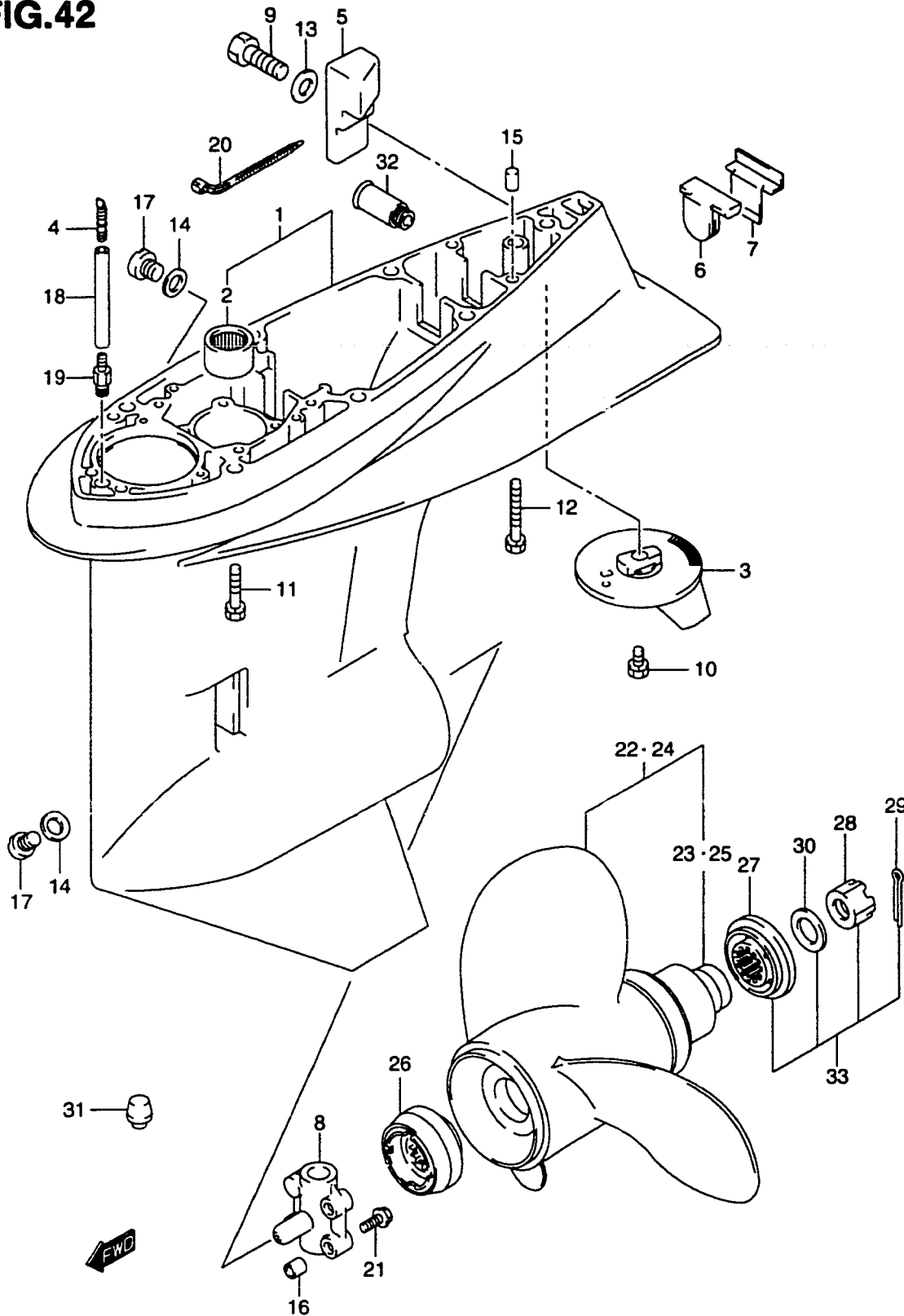
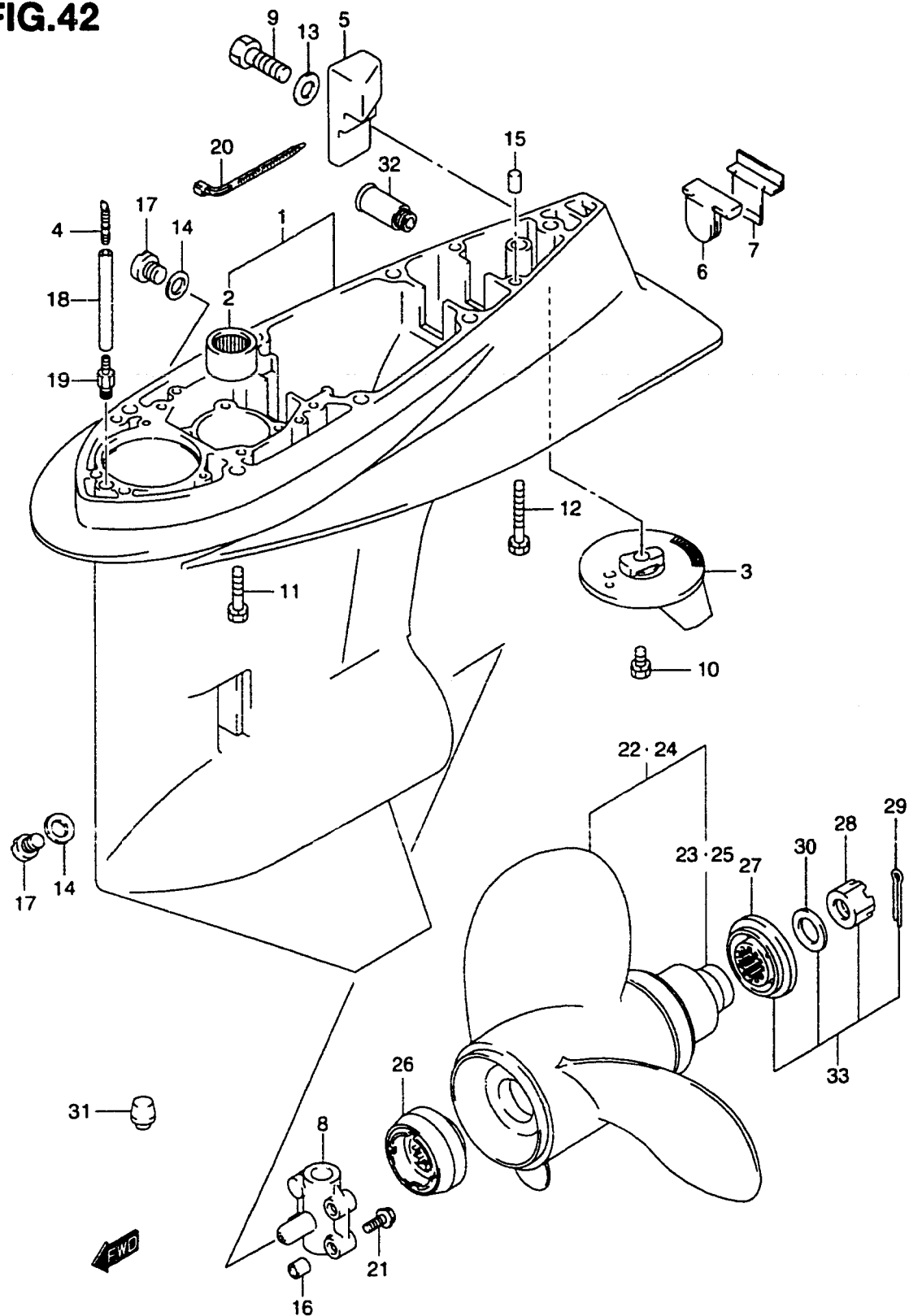


FIG.42

QTY.



REF.NO.	PART NO.	DESCRIPTION	QTY.	REMARKS
24-1	58100-95540-019	PROPELLER (13X13)	1	U1300
24-2	58100-95500-019	PROPELLER (13X15)	1	U1500
24-3	58100-95511-019	PROPELLER (13X17)	1	U1700
24-4	58100-95550-019	PROPELLER (13X18)	1	U1800
24-5	58100-95521-019	PROPELLER (13X19)	1	U1900
25	58120-95500	.BUSH	1	W/REF.NO.24
26-1	57635-94511	STOPPER, PROPELLER BUSH	1	TYPE:V
26-2	57635-95510	STOPPER, PROPELLER BUSH	1	TYPE:U
27-1	57633-94500	SPACER	1	TYPE:V
27-2	57633-95501	SPACER	1	TYPE:U
28	09141-18005	NUT	1	
29	09204-03003	COTTER PIN (L:25)	1	
30	09160-18028	WASHER (18.5X31X1.0)	1	
31	55116-87E00	PLUG	1	OPT
32	55182-95200	ATTACHMENT, FLUSH HOSE FOR USA	1	OPT
33-1	57630-94500	PROPELLER NUT KIT	1	OPT,TYPE:V REF.NO.27-1,28,29,30
33-2	57630-95500	PROPELLER NUT KIT	1	OPT,TYPE:U REF.NO.27-2,28,29,30
34	25700-87E00	SEALING KIT, GEAR CASE	1	OPT NOT SHOWN

FIG.43

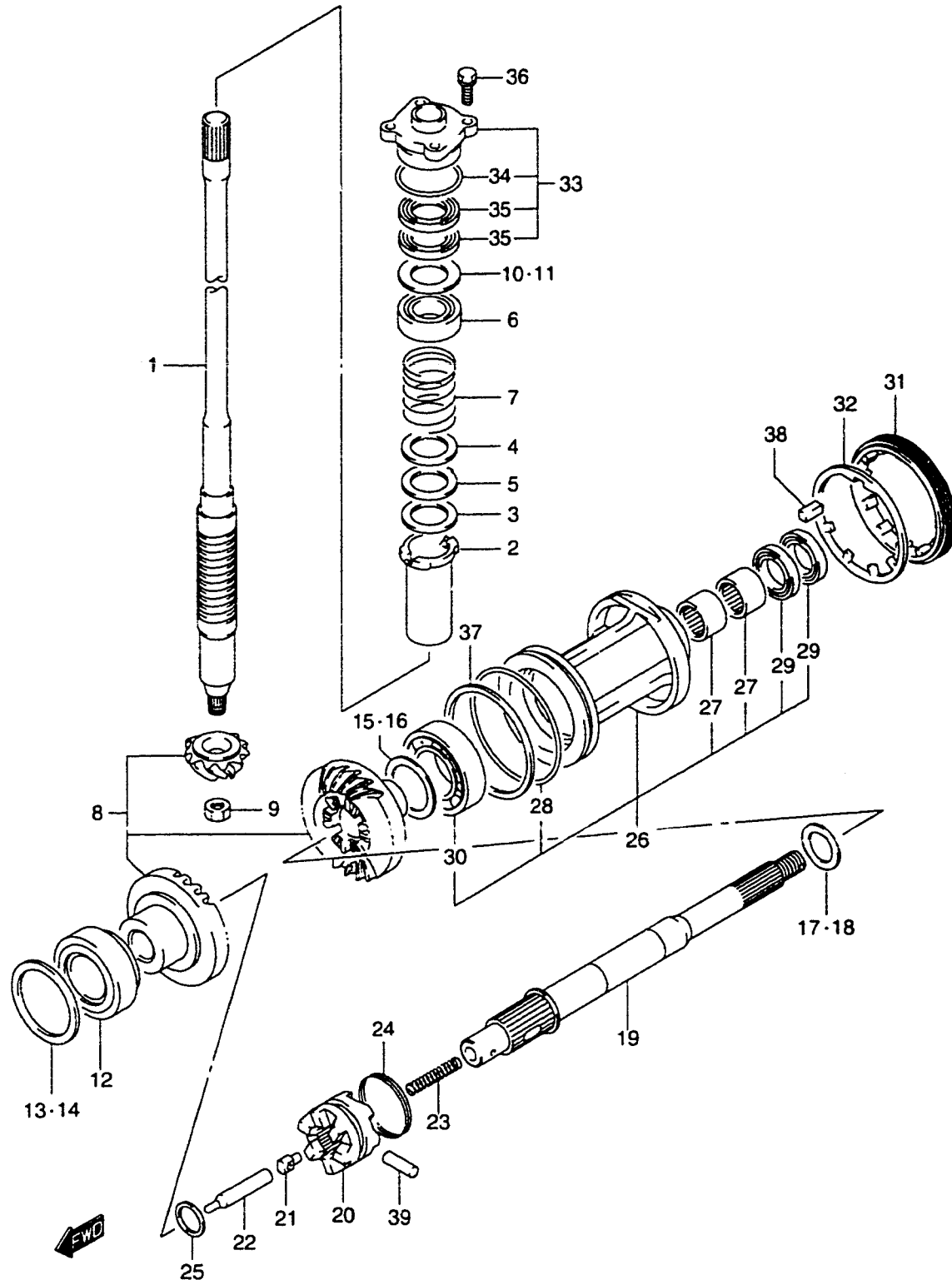


FIG.43 (F-2)

TRANSMISSION

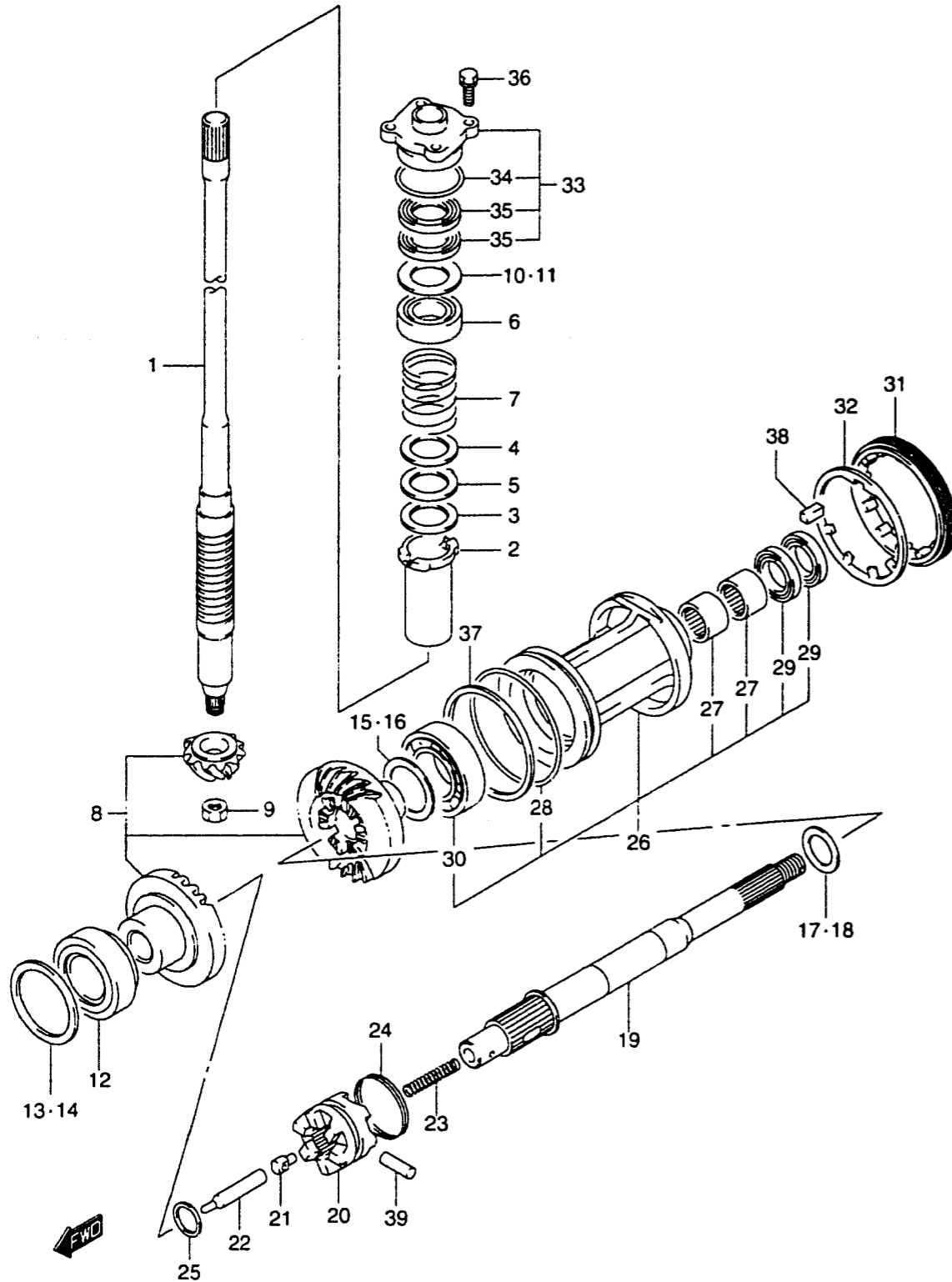
QTY.

REF.NO.	PART NO.	DESCRIPTION	QTY.	REMARKS
1-1	57110-99E00	SHAFT ASSY, DRIVE	1	TYPE:L
1-2	57110-99E10	SHAFT ASSY, DRIVE	1	TYPE:L DF60T:861256~ DF70T:861336~
1-3	57110-99E20	SHAFT ASSY, DRIVE	1	TYPE:UL NOT FOR US MARKET
2	57133-87E00	COLLER, DRIVE SHAFT	1	
3	57134-87E10	PROTECTOR, DR SFT COLLAR	1	
4	09160-31005	WASHER (31X39X2.0)	1	
5	09169-33001	WASHER (33X40X2.0)	1	
6	09265-25023	BEARING	1	
7	09440-38006	SPRING	1	
8-1	57300-99800	PINION / GEAR SET	1	
8-2	57300-99810	PINION / GEAR SET	1	DF60T:861256~ DF70T:861336~
9-1	09140-14036	NUT	1	
9-2	09140-12034	NUT	1	DF60T:861256~ DF70T:861336~
10	57500-87872	SHIM SET, DRIVE SHAFT	1	
11-1	09181-41003	.SHIM (T:0.60)	1	
11-2	09181-41004	.SHIM (T:0.65)	1	
11-3	09181-41005	.SHIM (T:0.70)	1	
11-4	09181-41006	.SHIM (T:0.75)	1	
11-5	09181-40190	.SHIM (T:0.80)	1	
11-6	09181-41008	.SHIM (T:0.85)	1	
11-7	09181-41009	.SHIM (T:0.90)	1	
11-8	09181-41010	.SHIM (T:0.95)	1	
11-9	09181-40195	.SHIM (T:1.00)	1	
11-10	09181-41012	.SHIM (T:1.05)	1	
11-11	09181-41013	.SHIM (T:1.10)	1	
11-12	09181-41014	.SHIM (T:1.15)	1	
12	09265-40003	BEARING	1	

REFER TO FIG.44(E-5) FOR MODEL:01

FIG.43

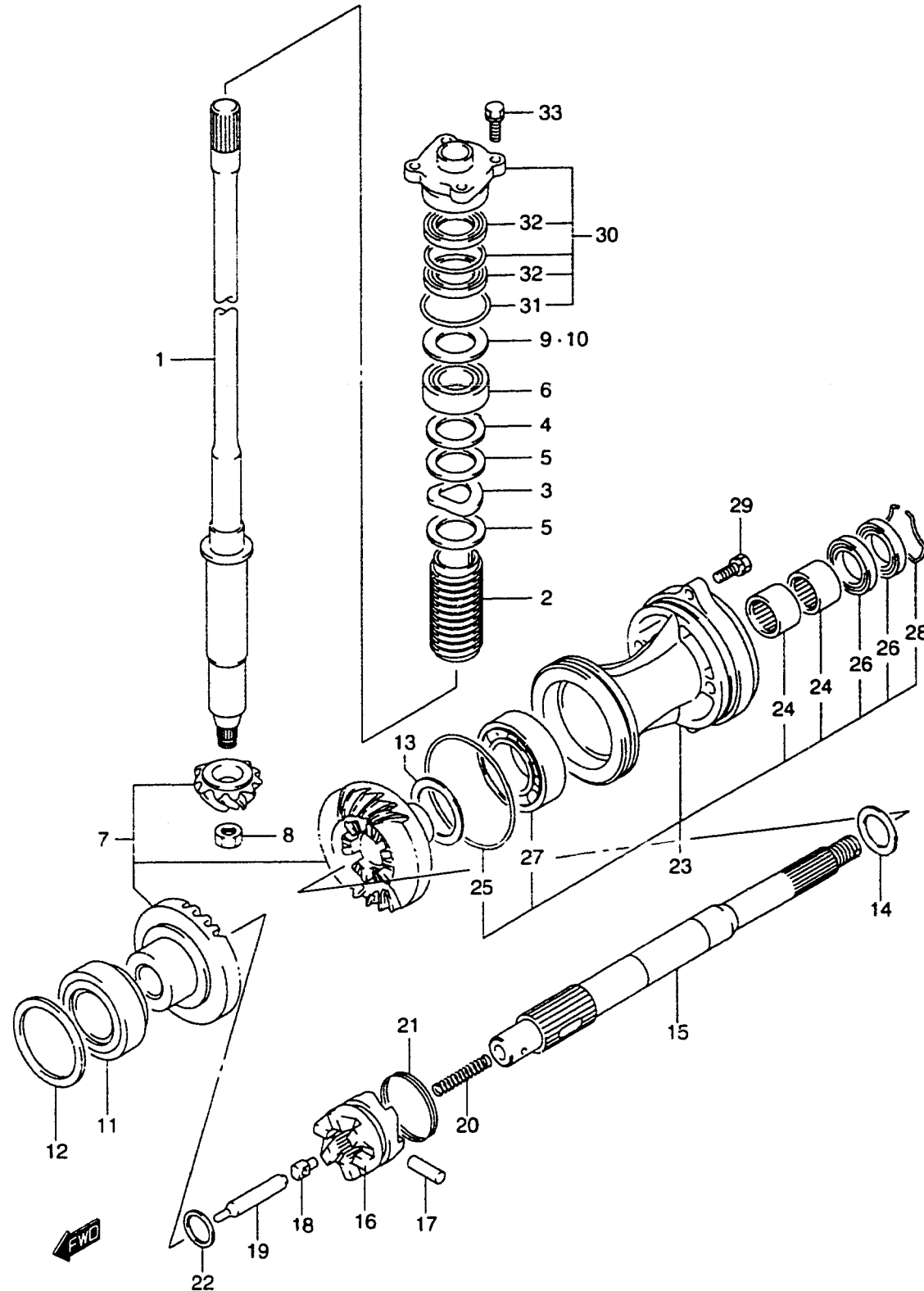
QTY.



REF.NO.	PART NO.	DESCRIPTION	QTY.	REMARKS
18-11	08211-28365	.WASHER (T:2.5)	1	
18-12	09160-28030	.WASHER (T:2.6)	1	
18-13	09160-28031	.WASHER (T:2.7)	1	
18-14	09160-28032	.WASHER (T:2.8)	1	
18-15	09160-28033	.WASHER (T:2.9)	1	
19	57610-99E00	SHAFT ASSY, PROPELLER	1	
20	57621-99E01	SHIFTER, CLUTCH DOG	1	
21	09209-12007	PIN	1	
22	57631-95541	ROD, PUSH	1	
23	09440-11020	SPRING	1	
24	09440-46006	SPRING	1	
25	09160-24020	WASHER (24X33X2.5)	1	
26	56120-87E00	HOUSING, PROP SFT BRG	1	
27	09263-28013	.BEARING	2	
28	09280-86001	.O RING (D:3.5 ID:84.5)	1	
29	09282-28003	.OIL SEAL	2	
30	08113-60087	.BEARING	1	
31	56122-87E00	STOPPER	1	
32	56123-87E00	WASHER	1	
33	56130-87E00	HOUSING	1	
34	09280-46004	.O RING (D:3.5 ID:45.7)	1	
35	09282-22007	.OIL SEAL	2	
36	09117-08057	BOLT (8X25)	4	
37	09160-86001	SPACER (86X92X1.5)	1	
38	09421-04008	KEY	1	
39	09202-07003	PIN	1	

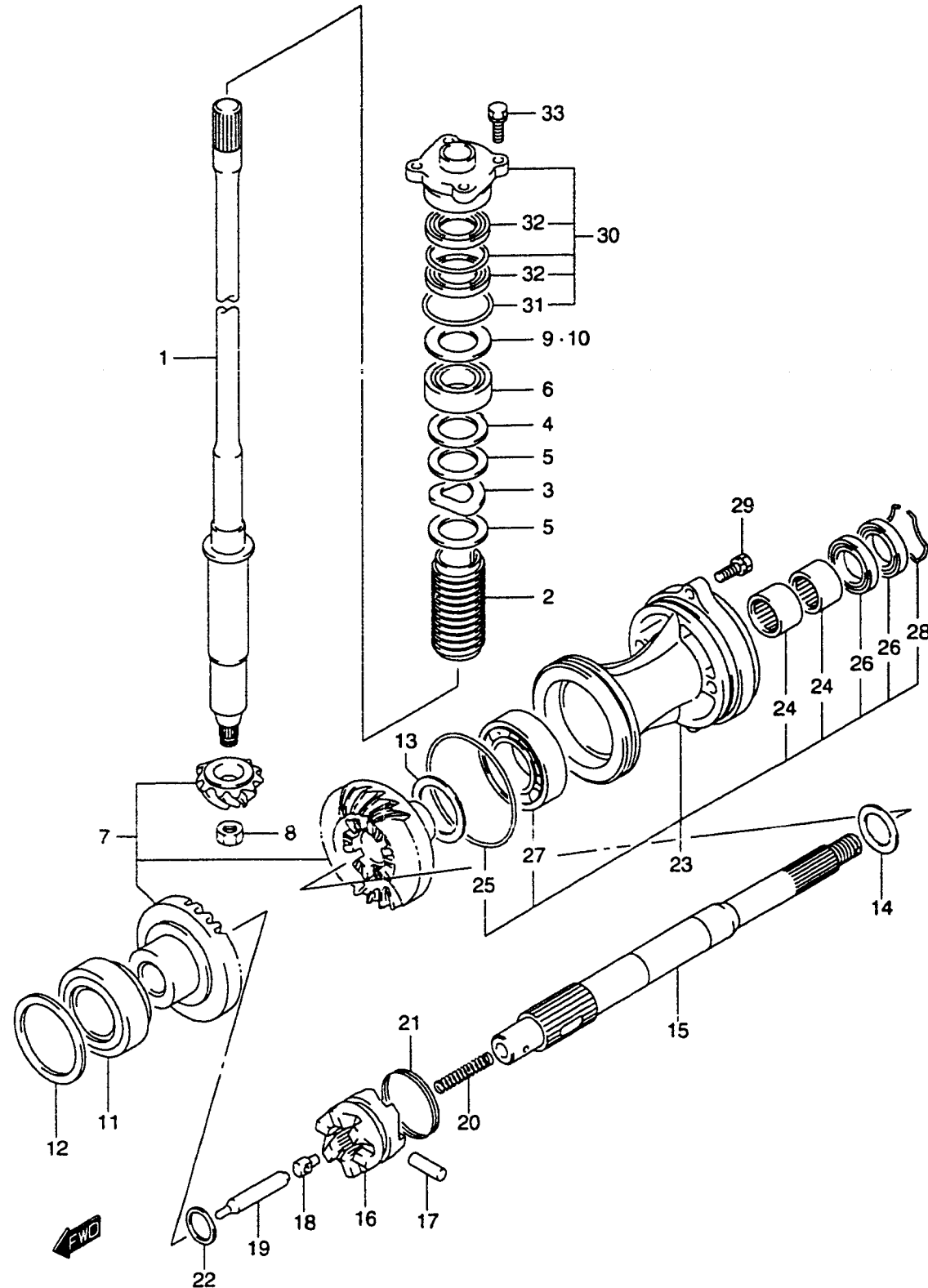
FIG.44

QTY.



REF.NO.	PART NO.	DESCRIPTION	QTY.	REMARKS
1-1	57110-99E30	SHAFT ASSY, DRIVE	1	TYPE:L
1-2	57110-99E40	SHAFT ASSY, DRIVE	1	TYPE:UL NOT FOR U.S. MARKET
2	57133-90J00	COLLER, DRIVE SHAFT	1	
3	09164-31001	WASHER, WAVE	1	
4	09169-31001	WASHER	1	
5	09181-31001	WASHER	2	
6	09265-25023	BEARING	1	
7	57300-99820	PINION / GEAR SET	1	
8	09140-14024	NUT	1	
9	57500-87872	SHIM SET, DRIVE SHAFT	1	
10-1	09181-41003	.SHIM (T:0.60)	1	
10-2	09181-41004	.SHIM (T:0.65)	1	
10-3	09181-41005	.SHIM (T:0.70)	1	
10-4	09181-41006	.SHIM (T:0.75)	1	
10-5	09181-40190	.SHIM (T:0.80)	1	
10-6	09181-41008	.SHIM (T:0.85)	1	
10-7	09181-41009	.SHIM (T:0.90)	1	
10-8	09181-41010	.SHIM (T:0.95)	1	
10-9	09181-40195	.SHIM (T:1.00)	1	
10-10	09181-41012	.SHIM (T:1.05)	1	
10-11	09181-41013	.SHIM (T:1.10)	1	
10-12	09181-41014	.SHIM (T:1.15)	1	
11	09265-50003	BEARING	1	
12-1	09181-50020	SHIM (T:0.45)	1	
12-2	09181-50021	SHIM (T:0.50)	1	
12-3	09181-50022	SHIM (T:0.55)	1	
12-4	09181-50023	SHIM (T:0.60)	1	
12-5	09181-50024	SHIM (T:0.65)	1	
12-6	09181-50025	SHIM (T:0.70)	1	
12-7	09181-50026	SHIM (T:0.75)	1	
12-8	09181-50027	SHIM (T:0.80)	1	
12-9	09181-50028	SHIM (T:0.85)	1	
12-10	09181-50029	SHIM (T:0.90)	1	

FIG.44



QTY.

REF.NO.	PART NO.	DESCRIPTION	REMARKS
13-1	09181-45003	SHIM (T:1.0)	1
13-2	09181-45004	SHIM (T:1.1)	1
13-3	09181-45005	SHIM (T:1.2)	1
13-4	09181-45006	SHIM (T:1.3)	1
13-5	09181-45007	SHIM (T:1.4)	1
13-6	09181-45008	SHIM (T:1.5)	1
13-7	09181-45009	SHIM (T:1.6)	1
14-1	09181-28015	SHIM (T:1.5)	1
14-2	09181-28016	SHIM (T:1.0)	1
14-3	09181-28017	SHIM (T:1.2)	1
14-4	09181-28018	SHIM (T:1.3)	1
14-5	09181-28019	SHIM (T:1.4)	1
14-6	09181-28020	SHIM (T:1.6)	1
15	57610-94520	SHAFT ASSY, PROPELLER	1
16	57621-94512	SHIFTER, CLUTCH DOG	1
17	09202-07002	PIN	1
18	09209-12007	PIN	1
19	57631-99E00	ROD, PUSH	1
20	09440-11020	SPRING	1
21	09440-50002	SPRING	1
22	09181-25030	SHIM (25X32X3.0)	1
23	56120-94510-0EP	HOUSING, PROP SFT BRG (BLACK)	1
24	09263-28013	.BEARING	2
25	09280-97001	.O RING (D:3.5 ID:95)	1
26	09282-28002	.OIL SEAL	2
27	08113-60097	.BEARING	1
28	09387-52001	.RING	1
29	09117-08047	BOLT (8X30)	2
30	56130-87E00	HOUSING	1
31	09280-46004	.O RING (D:3.5 ID:45.7)	1
32	09282-22007	.OIL SEAL	2
33	09117-08057	BOLT (8X25)	4

FIG.45

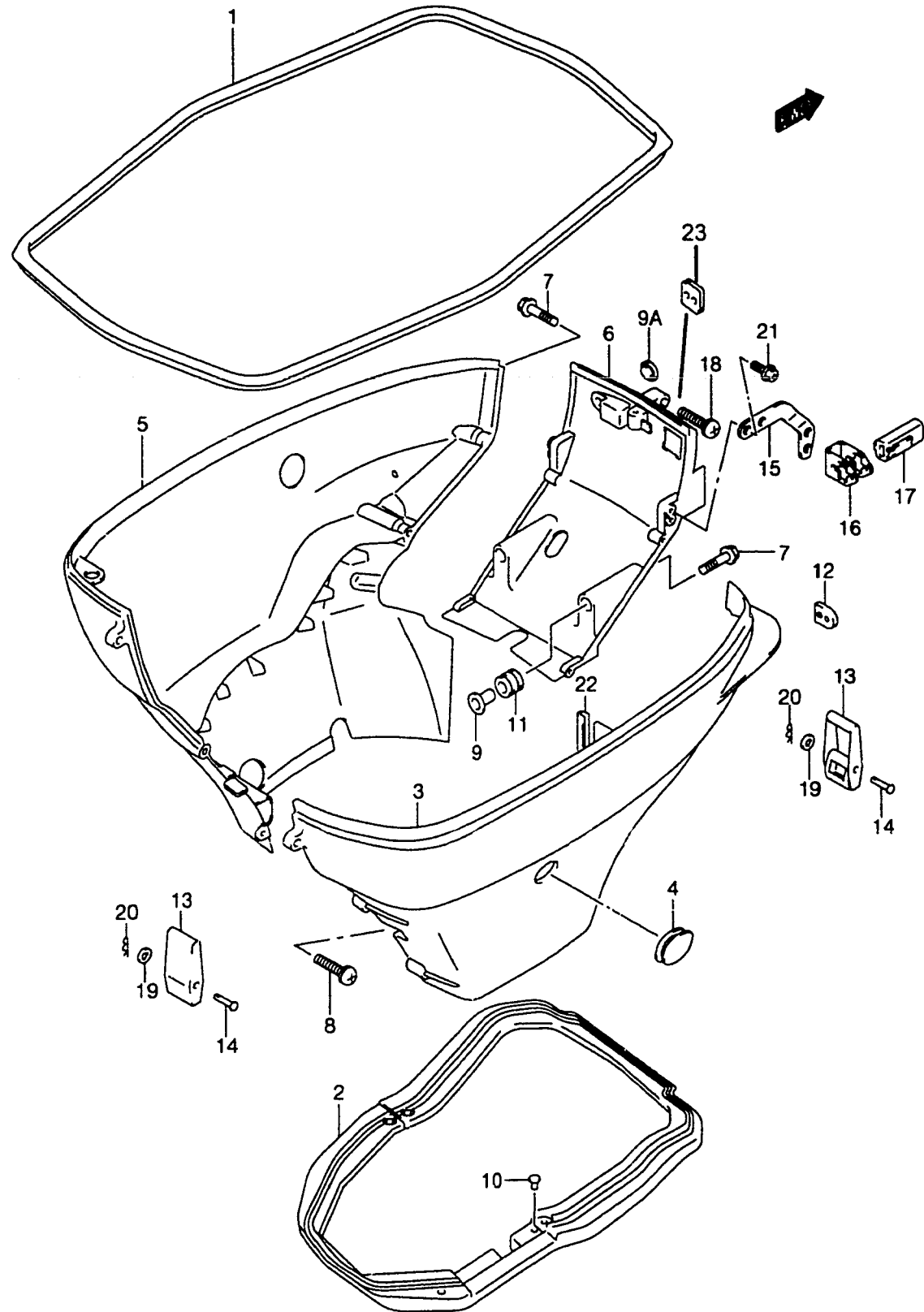


FIG.45 (F-7)

SIDE COVER

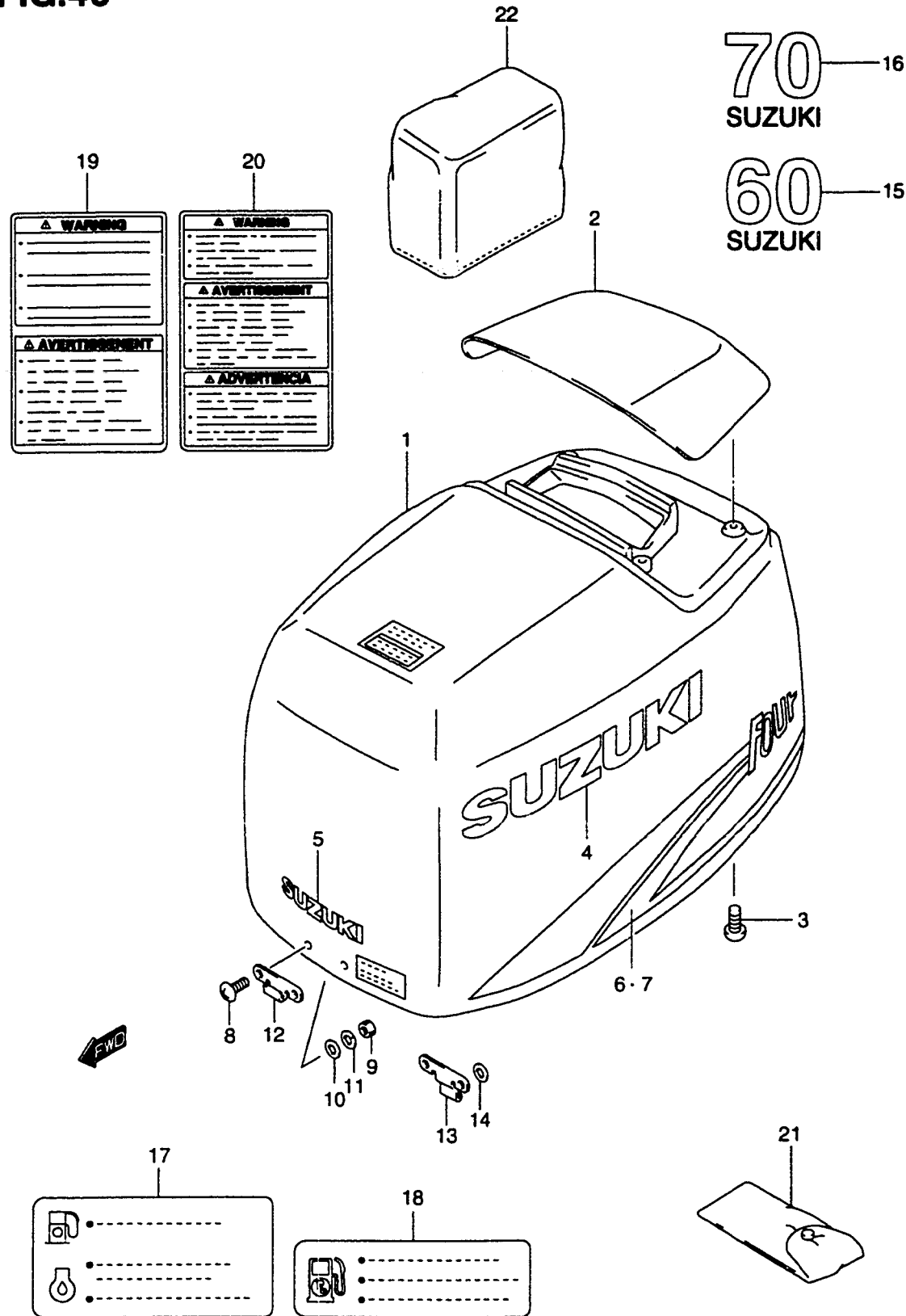
QTY.

REF.NO.	PART NO.	DESCRIPTION	REMARKS
1	61112-99E01	RUBBER, SIDE COVER	1
2	61134-99E01	SEAL, SIDE COVER	1
3-1	61811-99E00-0EP	COVER, SIDE STBD (BLACK)	1 →61811-99E01-0EP USED WITH 61124-99E01
3-2	61811-99E01-0EP	COVER, SIDE STBD (BLACK)	1 DF60T:861256~ DF70T:861336~
4	61817-99E00	PLUG, SIDE COVER	1
5	61821-99E00-0EP	COVER, SIDE PORT (BLACK)	1
6-1	61831-99E00-0EP	PANEL, FRONT (BLACK)	1
6-2	61831-99E10-0EP	PANEL, FRONT (BLACK)	1 MODEL:01
7	09118-08127	BOLT (8X40)	2
8	09136-06144	SCREW (6X30)	6
9	09169-08039	WASHER	2
9A	09250-12006	PLUG	1
10	09409-05302-5PK	PIN (BLACK)	3
11	09320-11013	CUSHION	2
12	61124-99E01	GROMMET, REMOCON CABLE	1
13	61610-93900	FASTENER	2
14	61616-93E00	PIN, LEVER	2
15	61833-99E00	BRACKET, FRONT PANEL	1
16	67341-99E00	HOLDER, REMOCON CABLE	1
17	67343-99E00	STOPPER, REMOCON CABLE	1
18	09136-06142	SCREW (6X30)	2
19	09161-04012	WASHER (4.2X11X1.0)	2
20	09385-04003	PIN, SNAP	2
21	01550-06207	BOLT	2
22	61135-99E00	CUSHION, SIDE COVER	1
23	36658-99E01	GROMMET, CABLE	1

FIG.46

FIG.46 (F-8)

ENGINE COVER



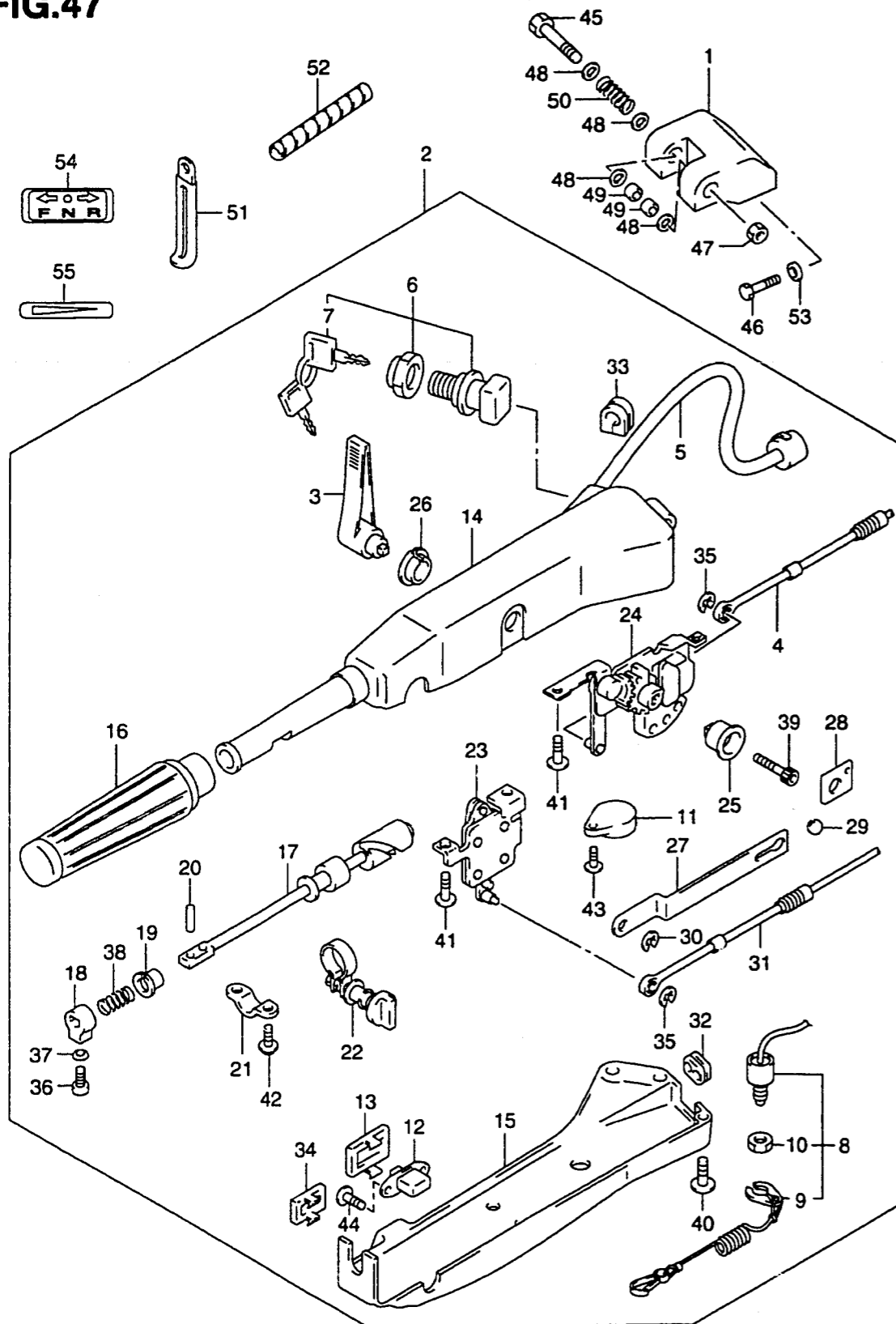
REF.NO.	PART NO.	DESCRIPTION	QTY.	REMARKS
1	61400-99840-0EP	COVER SET, ENGINE (BLACK)	1	
2-1	61431-99E01-0EP	.HANDLE, TILT UP (BLACK)	1	
2-2	61431-99E10-0EP	.HANDLE, TILT UP (BLACK)	1	MODEL:00,01
3	09116-06106	.SCREW	4	
4	68111-34301-Y2D	.MARK, EMBLEM SIDE (SILVER)	2	
5	68271-43400-Y2D	.MARK, EMBLEM FRONT (SILVER)	1	
6	61443-99E00	.STRIPE, ENGINE COVER STBD	1	
7	61453-99E00	.STRIPE, ENGINE COVER PORT	1	
8	09125-06025	.SCREW (6X20)	4	
9	09140-06020	.NUT	4	
10	09160-06046	.WASHER (6.5X20X1.5)	4	-MODEL:98
11	09162-06006	.WASHER, LOCK (6.1X12.2X1.5)	4	-MODEL:98
12	61631-99E00	.HOOK, FASTENER	2	
13	61621-99E00	.BRACKET, ENGINE COVER	2	MODEL:99-01
14	09160-06094	.WASHER	4	MODEL:99-01
15	61435-99E00	MARK, EMBLEM REAR	1	DF60
16	61435-99E10	MARK, EMBLEM REAR	1	DF70
17	69716-99E00	LABEL, FUEL LIMITATION	1	
18	69716-99E10	LABEL, FUEL LIMITATION	1	MODEL:01
19	61458-99E10	LABEL, ENGINE COVER	1	
20	61458-99E30	LABEL, ENGINE COVER	1	MODEL:01
21	09800-81810	TOOL SET	1	
22	68110-94510	COVER, WEATHER	1	OPT. NOT FOR U.S. MARKET

FIG.47

FIG.47 (F-9)

TILLER HANDLE (TYPE:H)

QTY.



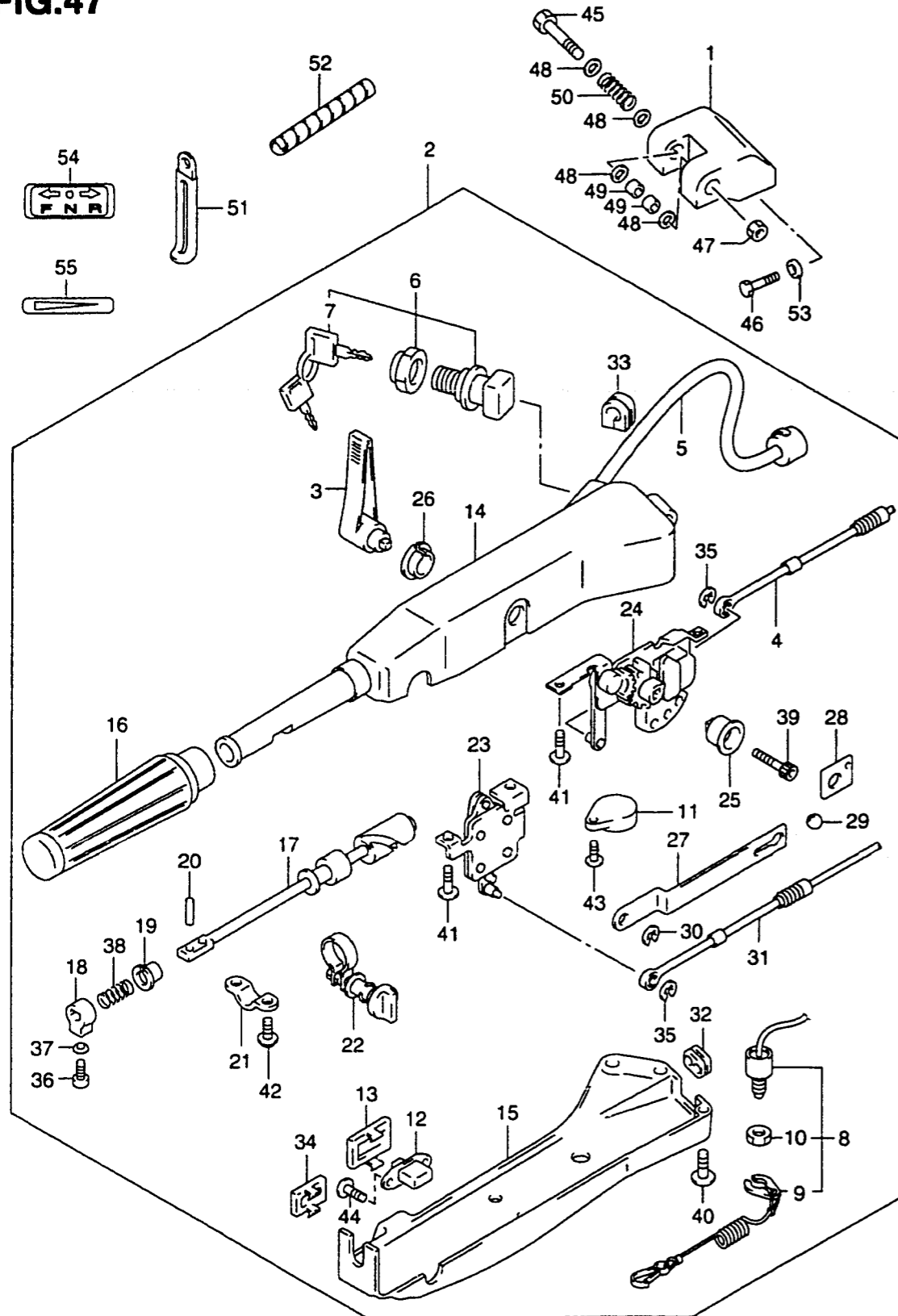
REF.NO.	PART NO.	DESCRIPTION	REMARKS
1	43761-87J01-0EP	BRACKET, TILLER HANDLE (BLACK)	1
2	63110-99E04-0EP	HANDLE, TILLER (BLACK)	1
3	21111-87J00-0EP	.LEVER, SHIFT (BLACK)	1
4	23230-99E00	.CABLE, SHIFT	1
5	36620-99E00	.WIRE, HANDLE	1
6	37110-87J00	.SWITCH, IGNITION	1
7-1	37141-92E00	..KEY (11)	1
7-2	37141-92E10	..KEY (12)	1
7-3	37141-92E20	..KEY (13)	1
7-4	37141-92E30	..KEY (14)	1
7-5	37141-92E40	..KEY (15)	1
7-6	37141-92E50	..KEY (16)	1
7-7	37141-92E60	..KEY (17)	1
7-8	37141-92E70	..KEY (18)	1
7-9	37141-92E80	..KEY (19)	1
7-10	37141-92E90	..KEY (20)	1
8	37820-87J00	.SWITCH, EMERGENCY	1
9	37823-92E00	..PLATE, LOCK	1
10	37826-92E00	..NUT	1
11	38500-92X50	.BUZZER	1
12	37860-94610	.SWITCH, TRIM	1
13	37869-95590	.CAP, TRIM SW	1
14	63111-87J02-0EP	.HOUSING, TILLER HANDLE (BLACK)	1
15	63121-87J01	.COVER, UNDER	1
16	63210-93E30	.GRIP, HANDLE	1
17	63221-87J00	.SHAFT, THROTTLE	1
18	63223-92D00	.STOPPER, HANDLE ROD	1
19	63225-93200	.BUSH, HANDLE ROD	1
20	63227-93200	.PIN, HANDLE ROD	1
21	63235-87J00	.PLATE, THROTTLE SHAFT	1
22	63240-87J00	.ADJUSTER, THROTTLE GRIP	1
23	63250-87J01	.ARM, THROTTLE	1
24	63260-87J02	.GEAR, SHIFT	1

FIG.47

FIG.47 (F-10)

TILLER HANDLE (TYPE:H)

QTY.



REF.NO.	PART NO.	DESCRIPTION	QTY.	REMARKS
25	63261-87J00	.BUSH, SHIFT GEAR	1	
26	63262-87J00	.BUSH, SHIFT LEVER	1	
27	63271-87J10	.PLATE, LOCK	1	
28	63272-87J00	.PLATE, BALL GUIDE	1	
29	63273-87J00	.BALL	1	
30	63274-87J00	.E RING	1	
31	63610-99E00	.CABLE, THROTTLE	1	
32	63625-99E00	.GROMMET, THROTTLE CABLE	1	
33	63626-99E01	.GROMMET, WIRE	1	
34	67263-99E00	.COVER, TRIM SW	1	
35	67292-87J00	.E RING	2	
36	09126-06015	.SCREW	1	
37	09163-06001	.WASHER	1	
38	09440-12027	.SPRING	1	
39	09106-08099	.BOLT (8X50)	1	
40	09125-05047	.SCREW	6	
41	09125-06069	.SCREW (6X12)	4	
42	09136-05008	.SCREW (5X12)	2	
43	02142-05207	.SCREW	1	
44	09139-02003	.SCREW (2X6)	2	
45	09100-10264	BOLT	1	
46	09100-10155	BOLT (10X50)	2	
47	09159-10050	NUT	1	
48	09160-10097	WASHER	4	
49	09306-10009	BUSH	3	
50	09440-22008	SPRING	1	
51	09404-10205	CLAMP	1	
52	38423-95510	TUBE (L:150)	1	
53	09162-10005	WASHER	2	
54	21131-96003	MARK, CLUTCH SHIFT	1	
55	63215-93110	MARK, HANDLE GRIP	1	

FIG.48

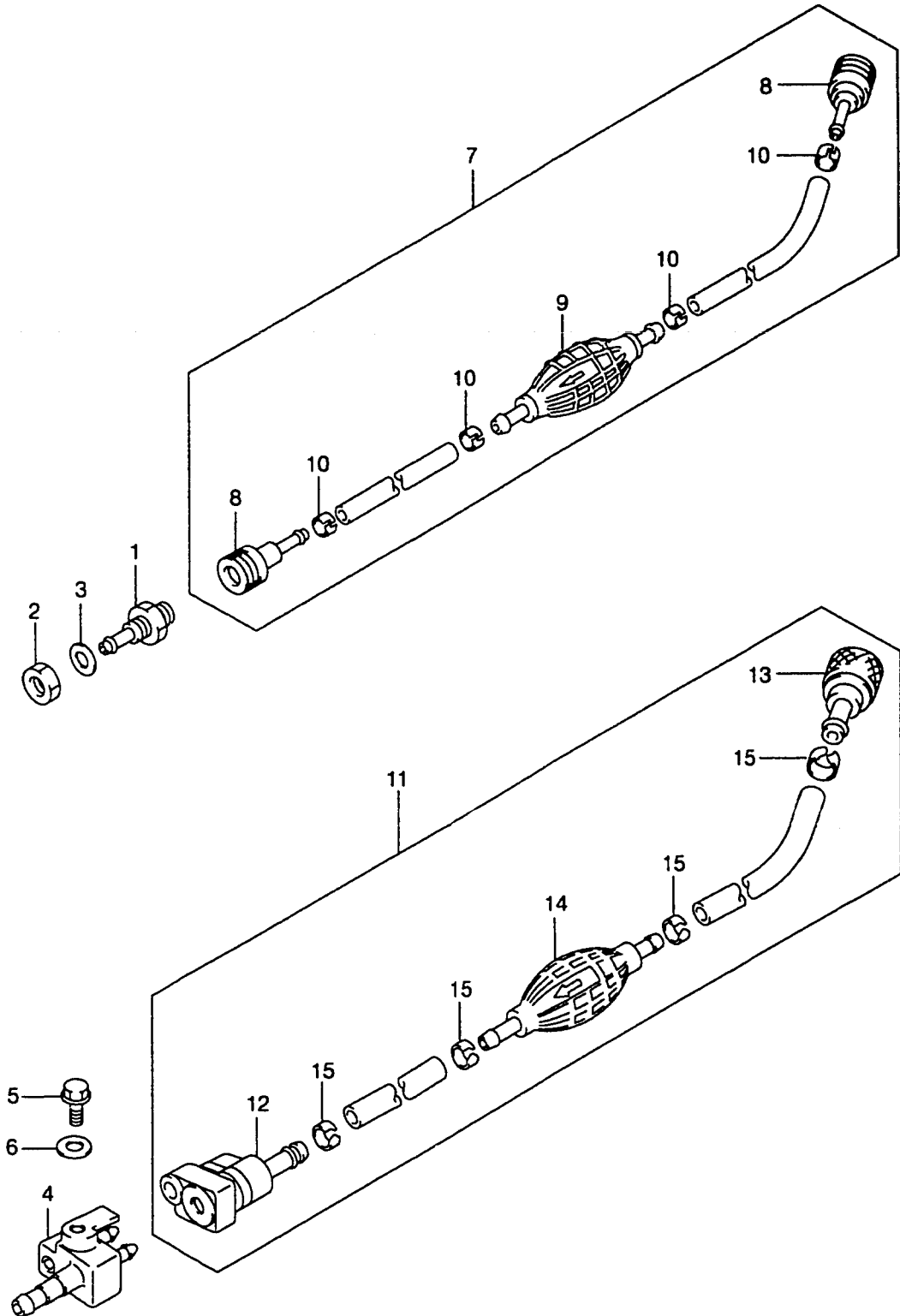


FIG.48 (F-11)

FUEL HOSE

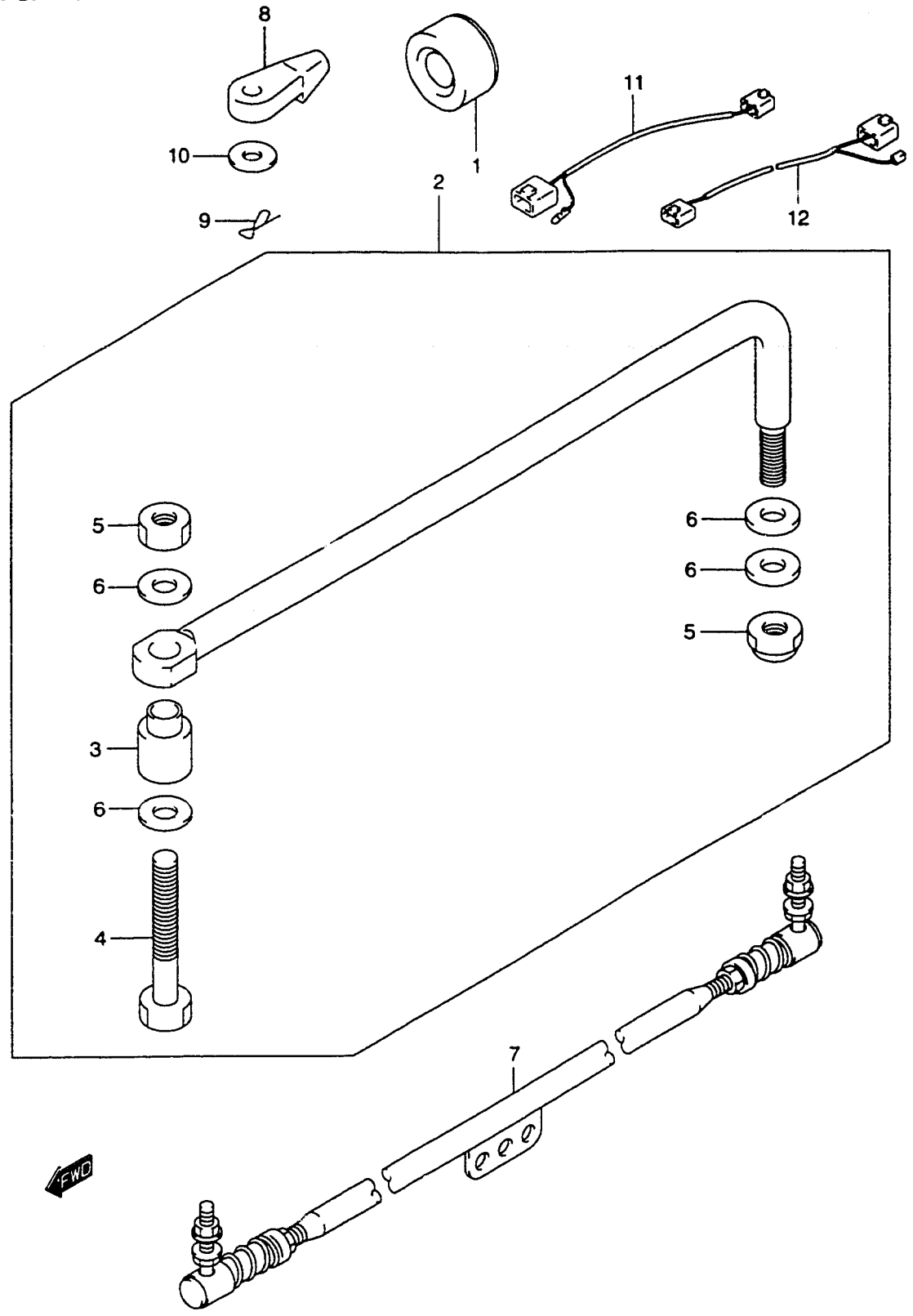
REF.NO.	PART NO.	DESCRIPTION	QTY.	REMARKS
1	65720-95511	PLUG, FUEL CONNECTOR	1	
2	09140-12038	NUT	1	
3	08322-01127	WASHER	1	
4	65720-986B0	PLUG, FUEL CONNECTOR	1	MODEL:01
5	65729-986B0	BOLT, FUEL CONNECTOR PLUG	1	MODEL:01
6	09160-06085	WASHER	1	MODEL:01
7	65700-95516	HOSE, FUEL	1	
8	65750-95500	.SOCKET	2	
9	65770-95504	.PUMP, SQUEEZE	1	
10	65781-98500	.CLIP	4	
11	65700-87J10	HOSE, FUEL	1	MODEL:01
12	65750-87J10	.SOCKET, FUEL HOSE	1	MODEL:01
13	65750-95500	.SOCKET, FUEL HOSE	1	MODEL:01
14	65770-95504	.PUMP, SQUEEZE	1	MODEL:01
15	65781-98500	.CLIP	4	MODEL:01

FIG.49

FIG.49 (F-12)

DRAG LINK

QTY.



REF.NO.	PART NO.	DESCRIPTION	QTY.	REMARKS
1	41161-94400	SEAL, STEERING CABLE	1	
2	67701-99E20	LINK, DRAG	1	
3	67721-99E00	.SPACER	1	
4	67725-99E00	.BOLT, DRAG LINK	1	
5	67726-99E00	.NUT	2	
6	67728-99E00	.WASHER	4	
7	67600-95200	TIE-ROD ASSY	1	OPT NOT FOR U.S. MARKET
8	67467-89J01	CONNECTOR, REMOCON CABLE	2	
9	09385-06012	CLIP	2	
10	09160-06055	WASHER (7X12X1.0)	2	
11	34711-99E00	WIRE, ADAPTER TO MONITOR	1	
12	36661-99E00	WIRE, ADAPTER TO ENGINE	1	

FIG.50

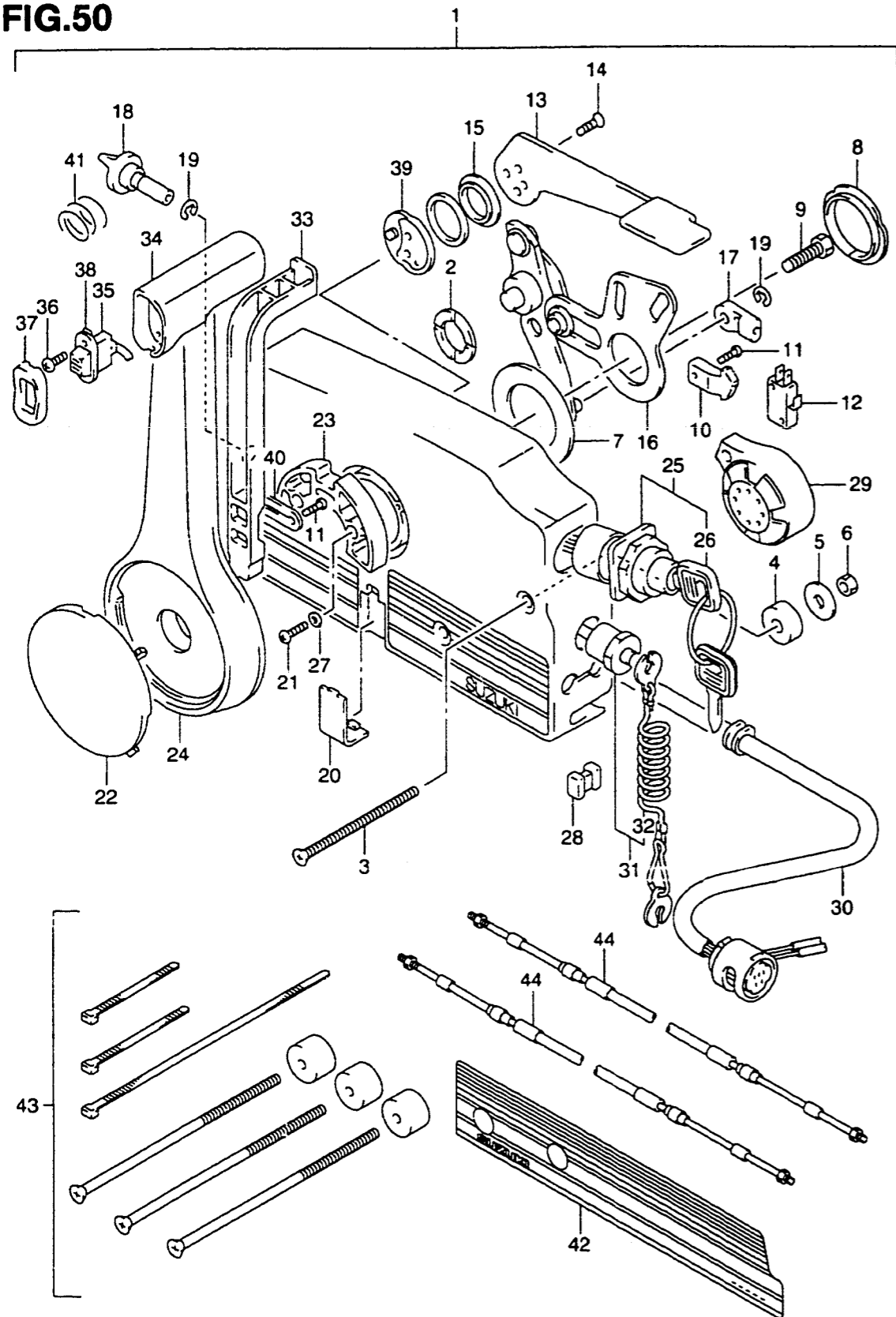


FIG.50 (G-2)

OPT:REMOTE CONTROL

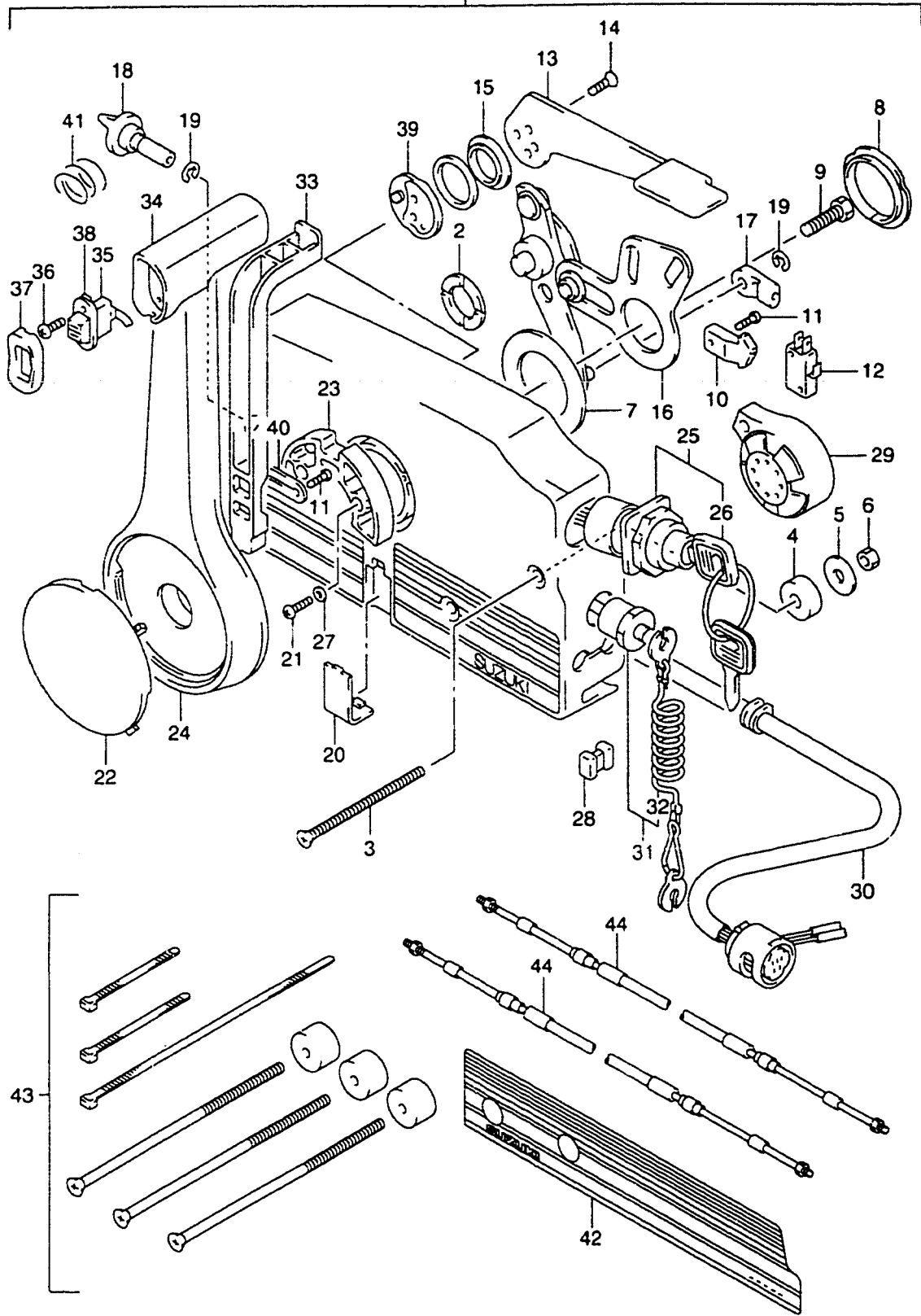
QTY.

REF.NO.	PART NO.	DESCRIPTION	REMARKS
1	67200-99E10-0EP	REMOTE CONTROL BOX (BLACK)	1
2	67232-95600	.BUSH	1
3	67296-95600	.SCREW	3
4	67294-95600	.SPACER	3
5	09160-06104	.WASHER	3
6	09140-06020	.NUT	3
7	67253-95600	.WASHER	1
8	67252-95600	.BUSH	1
9	09100-08232	.BOLT (8X30)	1
10	67214-95600	.ACTUATOR	1
11	67296-94300	.SCREW	3
12	37721-94600	.SWITCH, NEUTRAL	1
13	67241-99E00	.LEVER, FREE THROTTLE	1
14	09126-05003	.SCREW (5X12)	2
15	67243-95600	.BUSH	1
16	67220-95630	.PLATE ASSY	1
17	67275-95600	.END, CABLE	2
18	67223-95600	.KNOB, BRAKE ADJUST	1
19	67292-94300	.E RING	3
20	67267-95610	.COVER, WIRE	1
21	67296-95610	.SCREW	7
22	67257-95610	.CAP, LEVER	1
23	67256-95600	.HOLDER, NEUTRAL LOCK	1
24	67251-99E00	.LEVER, HANDLE	1
25	37110-92E01	.SWITCH ASSY, IGNITION	1
26-1	37141-92E00	..KEY (11)	1
26-2	37141-92E10	..KEY (12)	1
26-3	37141-92E20	..KEY (13)	1
26-4	37141-92E30	..KEY (14)	1
26-5	37141-92E40	..KEY (15)	1
26-6	37141-92E50	..KEY (16)	1
26-7	37141-92E60	..KEY (17)	1
26-8	37141-92E70	..KEY (18)	1
26-9	37141-92E80	..KEY (19)	1
26-10	37141-92E90	..KEY (20)	1

FIG.50

FIG.50 (G-3)

OPT:REMOTE CONTROL



REF.NO.	PART NO.	DESCRIPTION	QTY.	REMARKS
27	67297-95600	.WASHER	2	
28	67273-95600	.SPACER	1	
29	38500-92X50	.BUZZER	1	
30	36620-92E00	.WIRING HARNESS	1	
31	37820-92E00	.SWITCH ASSY, EMERGENCY	1	
32	37823-92E00	.PLATE	1	
33	67255-95600	.ARM, NEUTRAL LOCK	1	
34	67261-95600	.GRIP	1	
35	37860-94610	.SWITCH, TRIM	1	
36	09139-02003	.SCREW (2X6.0)	2	
37	67263-95600	.CAP, GRIP	1	
38	37869-95590	.CAP, TRIM SWITCH	1	
39	67245-95600	.DRUM ASSY, FREE THROTTLE	1	
40	67258-87D00	.BRACKET, NEUTRAL ARM	1	
41	67259-87D00	.SPRING, NEUTRAL ARM	1	
42	67282-95610	DECAL, REMOCON BOX PORT	1	BLACK
43	67140-95600	ATTACHMENT, TWIN REMOCON KIT	1	
44-1	67320-89J00	CABLE, REMOCON 7F (2.1M)	2	*SEE NOTE (NOT FOR US MARKET)
44-2	67320-89J10	CABLE, REMOCON 8F (2.4M)	2	*SEE NOTE (NOT FOR US MARKET)
44-3	67320-89J20	CABLE, REMOCON 10F (3.1M)	2	*SEE NOTE (NOT FOR US MARKET)
44-4	67320-89J30	CABLE, REMOCON 12F (3.7M)	2	*SEE NOTE (NOT FOR US MARKET)
44-5	67320-89J40	CABLE, REMOCON 14F (4.3M)	2	*SEE NOTE (NOT FOR US MARKET)
44-6	67320-89J50	CABLE, REMOCON 16F (4.9M)	2	*SEE NOTE (NOT FOR US MARKET)
44-7	67320-89J60	CABLE, REMOCON 18F (5.5M)	2	*SEE NOTE (NOT FOR US MARKET)
44-8	67320-89J70	CABLE, REMOCON 20F (6.1M)	2	*SEE NOTE (NOT FOR US MARKET)
44-9	67320-89J80	CABLE, REMOCON 22F (6.7M)	2	*SEE NOTE (NOT FOR US MARKET)

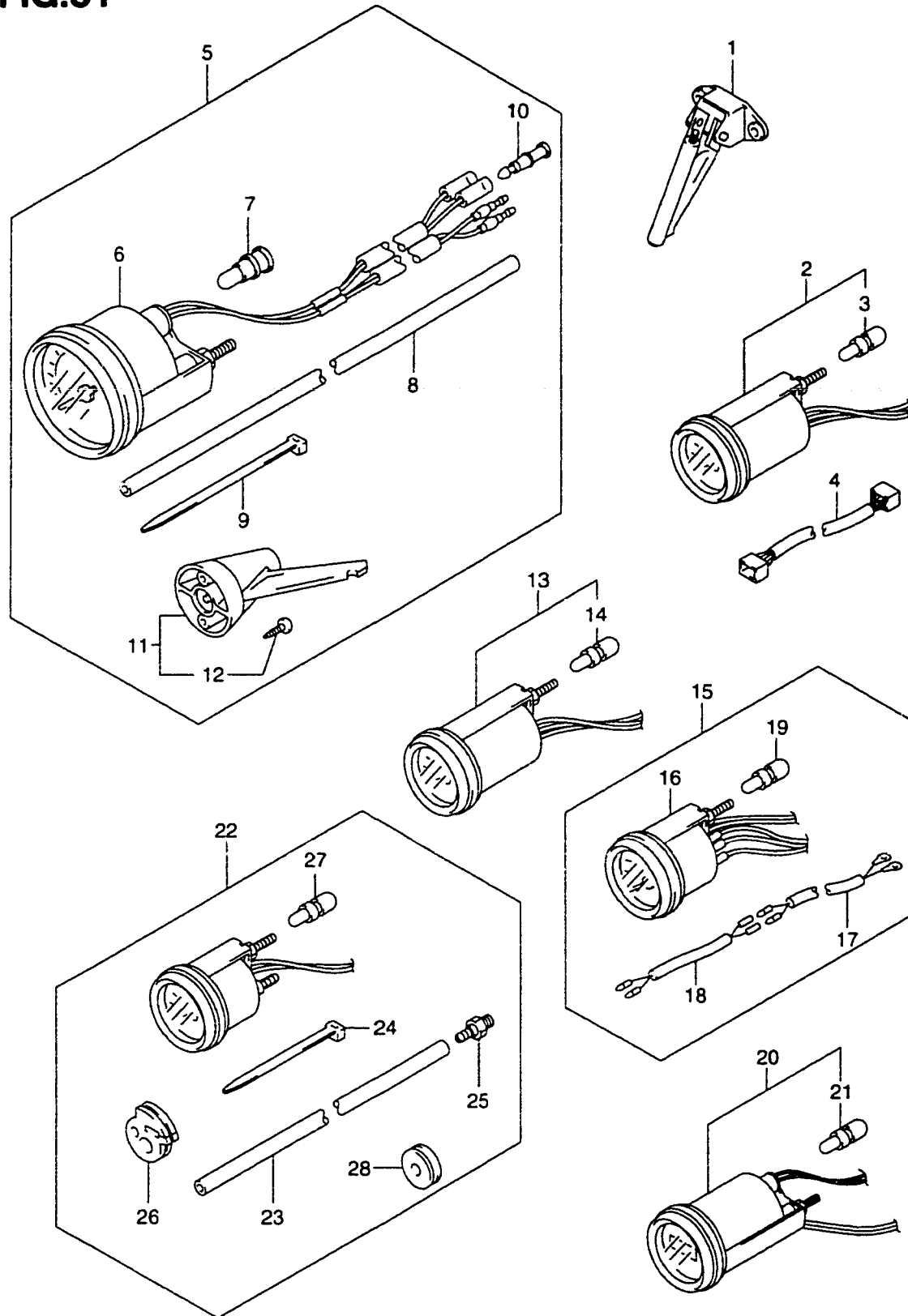
***NOTE:**
 LISTED CABLES ARE NOT FOR U.S. MARKET
 REFER TO PAGE 11 OF 2001 ACCESSORY CATALOG FOR CABLES

FIG.51

FIG.51 (G-4)

OPT:METER

QTY.

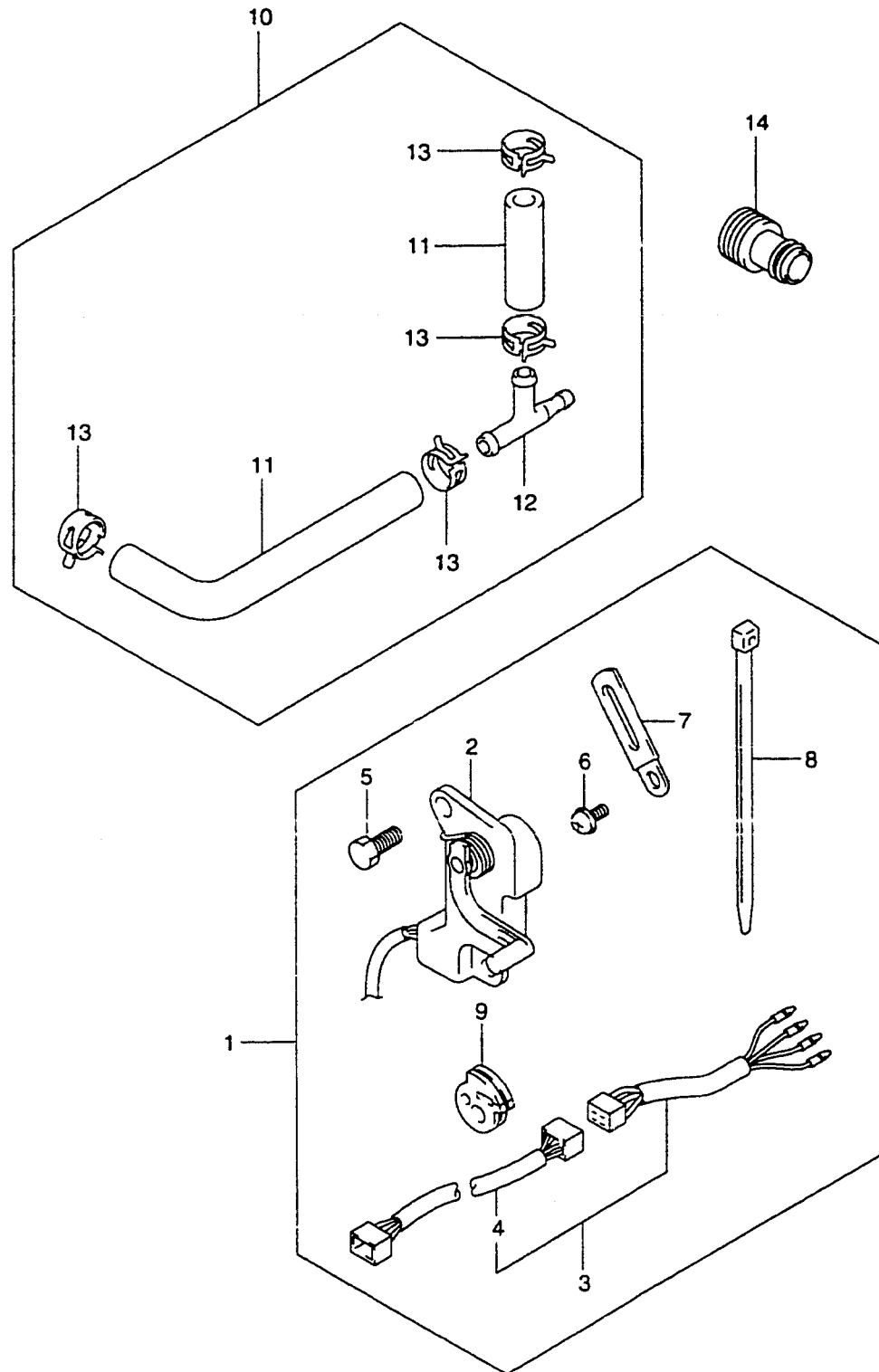


REF.NO.	PART NO.	DESCRIPTION	QTY.	REMARKS
1	34190-87D00	SENDER ASSY, SPEEDOMETER	1	
2	34800-92E00	METER ASSY, TRIM	1	
3	09471-12180	.BULB	1	
4	36682-92E00	WIRE, TRIM GAUGE EXT	1	
5-1	34102-92E00	SPEEDOMETER SET	1	MAX 130KM/H NOT FOR US MARKET
5-2	34102-92E10	SPEEDOMETER SET	1	MAX 80KM/H NOT FOR US MARKET
5-3	34102-92E20	SPEEDOMETER SET	1	MAX 45KNOTS NOT FOR US MARKET
6-1	34100-92E00	.SPEEDOMETER	1	MAX 80MPH
6-2	34100-92E10	.SPEEDOMETER	1	MAX 50MPH
7	09471-12179	.BULB	1	
8	34191-92E00	.TUBE	1	
9	09407-14407	.BAND	2	
10	36615-96300	.TERMINAL, RESIN	2	
11	34190-95500	.SENDER ASSY, SPEEDOMETER	1	NOT FOR US MARKET
12	03112-06303	.SCREW	2	NOT FOR US MARKET
13	34600-92E00	METER, VOLTAGE	1	
14	09471-12180	.BULB	1	
15	34300-92E00	GAUGE ASSY, FUEL	1	
16	34320-92E00	.GAUGE, FUEL	1	
17	34310-92E00	.LEAD, FUEL GAUGE	1	
18	34360-92E00	.ADAPTER, FUEL GAUGE	1	
19	09471-12180	.BULB	1	
20	34500-92E00	METER ASSY, HOUR	1	
21	09471-12180	.BULB	1	
22-1	34650-92E00	GAUGE ASSY, WATER PRESSURE	1	30PSI
22-2	34650-92E10	GAUGE ASSY, WATER PRESSURE	1	15PSI
23	34191-92E00	.TUBE	1	
24	09407-14407	.BAND	1	
25	34652-92E00	.UNION	1	
26	36658-95600	.GROMMET	1	
27	09471-12180	.BULB	1	
28	09320-08028	.GROMMET	1	

FIG.52

FIG.52 (G-5)

OPT:TRIM SENDER



QTY.

REF.NO.	PART NO.	DESCRIPTION	QTY.	REMARKS
1	34804-94711	SENDER SET, TRIM	1	
2	34801-94710	.TRIM, SENDER	1	
3	36680-92E00	.WIRE, TRIM METER EXT & ADP	1	L:7000
4	36682-92E00	.WIRE, TRIM GAUGE EXT	1	L:6500
5	09100-06113	.BOLT (6X16)	2	
6	09125-06063	.SCREW	1	
7	09404-06432	.CLAMP	1	
8-1	09407-14403	.CLAMP	1	
8-2	09407-14407	.CLAMP	1	
9	36658-95600	.GROMMET	1	
10	34660-99E00	WATER PRESS GAUGE SUB KIT	1	
11	09352-50903-600	.HOSE	2	L:600→110 L:600→30
12	09367-06006	.3 WAY	1	
13	09401-08411	.CLIP	4	
14	17917-99E00	CONNECTOR, FLUSH WATER	1	

FIG.53

QTY.

REF.NO.	PART NO.	DESCRIPTION	QTY.	REMARKS
1-1	36620-87D20	HARNESS ASSY, EXTENSION (L)	1	L:5000
1-2	36620-95302	HARNESS ASSY, EXTENSION (S)	1	L:2000
2	36631-94300	.CAP	1	
3-1	36660-94400	WIRE, SENDER EXTENSION (L)	1	L:6500
3-2	36660-94480	WIRE, SENDER EXTENSION (S)	1	L:2000
4	36990-87D00	TERMINAL & SLEEVE SET	1	
5	36820-95560	LEAD, NEUTRAL SW	1	L:700
6	34109-94500	LEAD, METER EXTENSION	1	L:1600
7	36620-92E00	WIRE, REMOCON EXT	1	
8	36630-92E00	WIRE, INSTRUMENT	1	TYPE:TH

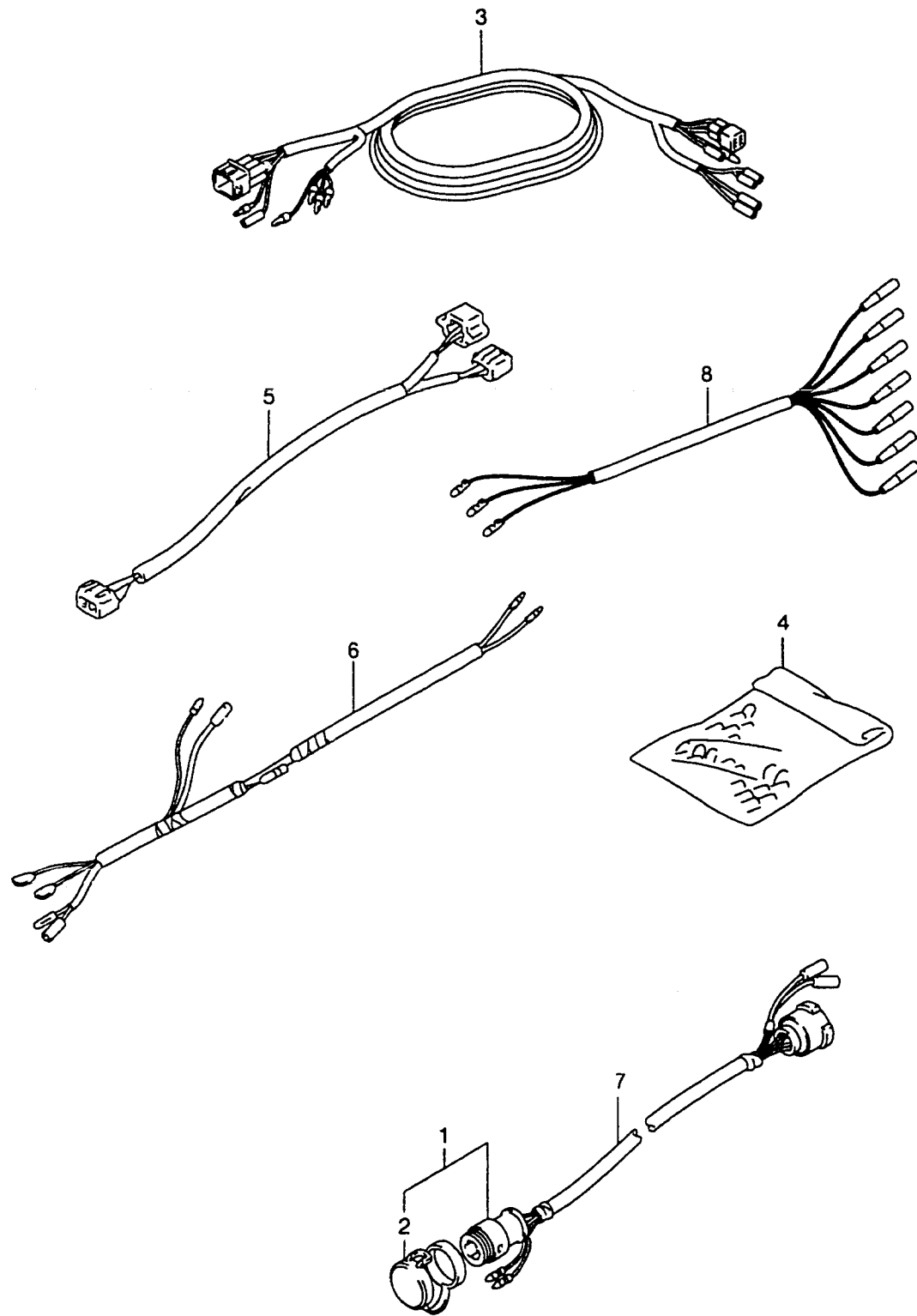
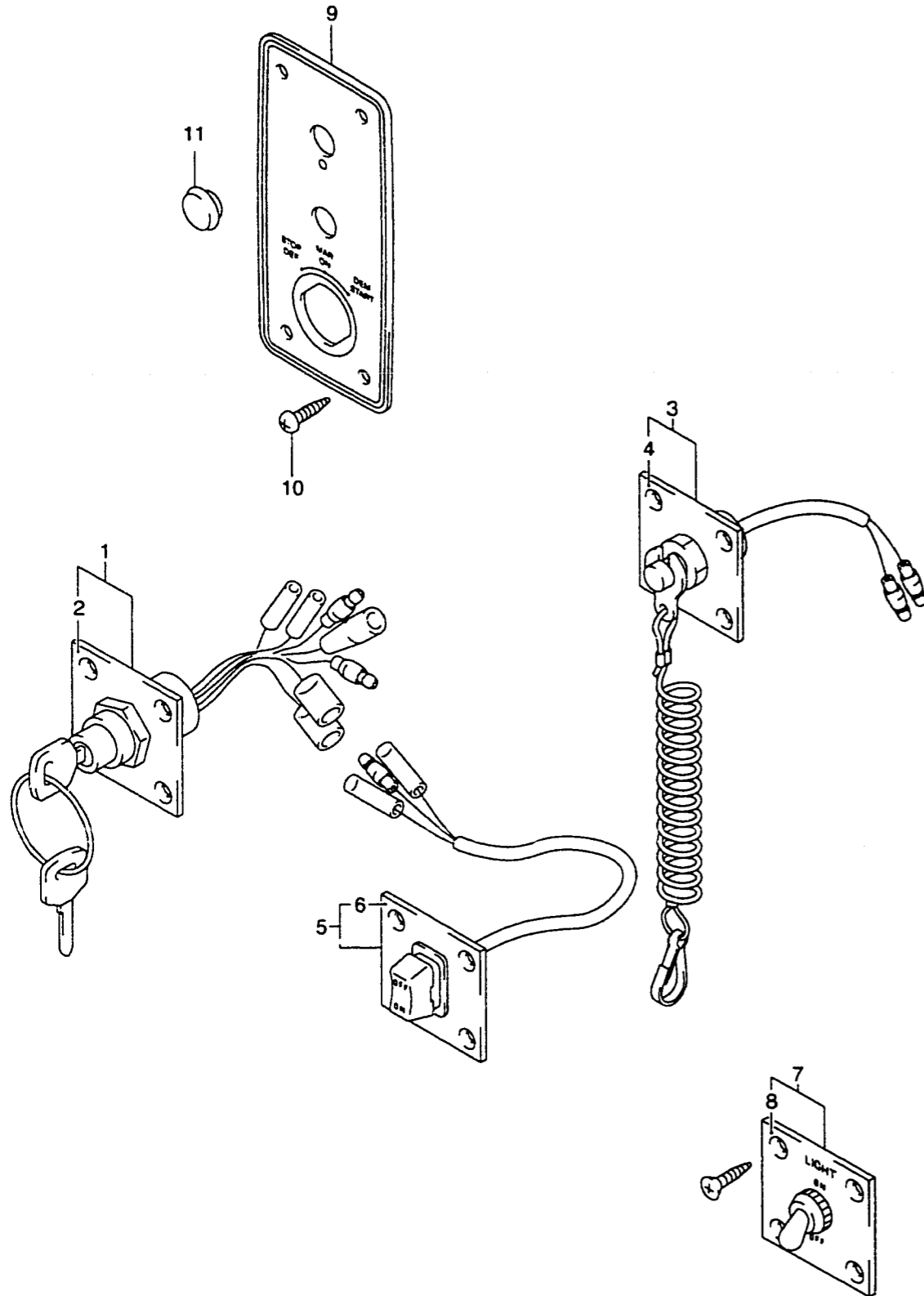


FIG.54

FIG.54 (G-7)

OPT:SWITCH

QTY.



REF.NO.	PART NO.	DESCRIPTION	QTY.	REMARKS
1	37100-92E00	IGNITION SWITCH SET	1	
2	37139-92E00	.PANEL, IGNITION SW	1	
3	37803-92E00	EMERGENCY SWITCH SET	1	
4	37825-92E00	.PANEL, EMERGENCY SW	1	
5	37805-92E00	PTT SWITCH SET	1	
6	37855-92E00	.PANEL, PTT SW	1	
7	37210-92E00	LIGHTING SW SET	1	NOT FOR U.S. MARKET
8	37212-92E00	.PANEL, LIGHTING SW	1	NOT FOR U.S. MARKET
9	37852-94600	PLATE, SWITCH	1	NOT FOR U.S. MARKET
10	03112-05123	SCREW	4	NOT FOR U.S. MARKET
11	09250-12006	CAP	1	NOT FOR U.S. MARKET

FIG.55

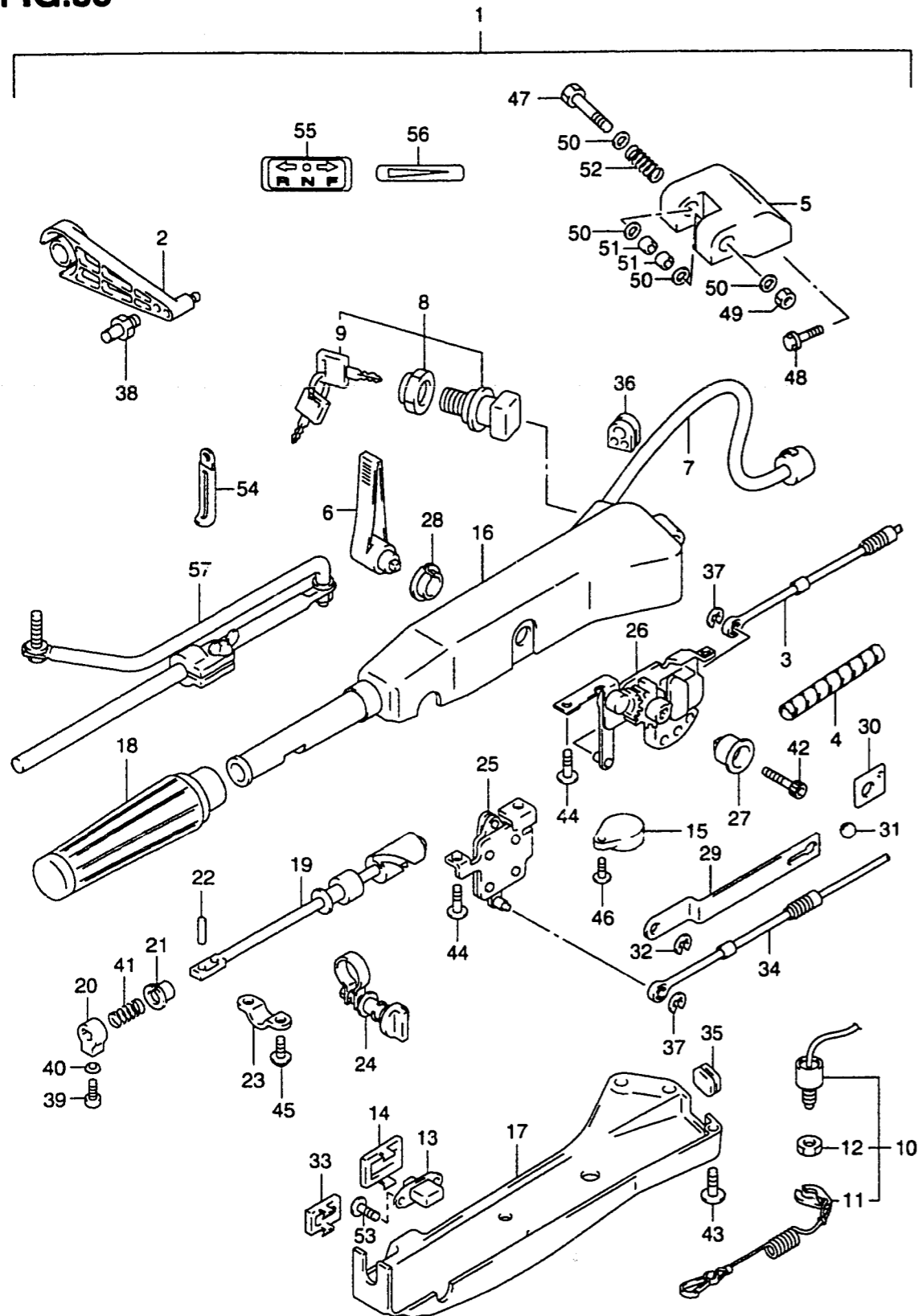


FIG.55 (G-8)

OPT:TILLER HANDLE

QTY.

REF.NO.	PART NO.	DESCRIPTION	REMARKS	QTY.
1	63002-99E05-0EP	TILLER HANDLE KIT (BLACK)		1
2	19122-99E01	.LEVER, THROTTLE		1
3	23230-99E00	.CABLE, SHIFT		1
4	38423-95510	.TUBE	L:150→100	1
5	43761-87J01-0EP	.BRACKET, TILLER HANDLE (BLACK)		1
6	21111-87J00-0EP	.LEVER, SHIFT (BLACK)		1
7	36620-87J00	.WIRE, HANDLE		1
8	37110-87J00	.SWITCH, IGNITION		1
9-1	37141-92E00	..KEY (11)		1
9-2	37141-92E10	..KEY (12)		1
9-3	37141-92E20	..KEY (13)		1
9-4	37141-92E30	..KEY (14)		1
9-5	37141-92E40	..KEY (15)		1
9-6	37141-92E50	..KEY (16)		1
9-7	37141-92E60	..KEY (17)		1
9-8	37141-92E70	..KEY (18)		1
9-9	37141-92E80	..KEY (19)		1
9-10	37141-92E90	..KEY (20)		1
10	37820-87J00	.SWITCH, EMERGENCY		1
11	37823-92E00	..PLATE, LOCK		1
12	37826-92E00	..NUT		1
13	37860-94610	.SWITCH, TRIM		1
14	37869-95590	.CAP, TRIM SW		1
15	38500-92X50	.BUZZER		1
16	63111-87J02-0EP	.HOUSING, TILLER HANDLE (BLACK)		1
17	63121-87J01	.COVER, UNDER		1
18	63210-93E30	.GRIP		1
19	63221-87J00	.SHAFT, THROTTLE		1
20	63223-92D00	.STOPPER, HANDLE ROD		1
21	63225-93200	.BUSH, HANDLE ROD		1
22	63227-93200	.PIN, HANDLE ROD		1
23	63235-87J00	.PLATE, THROTTLE SHAFT		1
24	63240-87J00	.ADJUSTER, THROTTLE GRIP		1
25	63250-87J01	.ARM, THROTTLE		1
26	63260-87J02	.GEAR, SHIFT		1

FIG.55

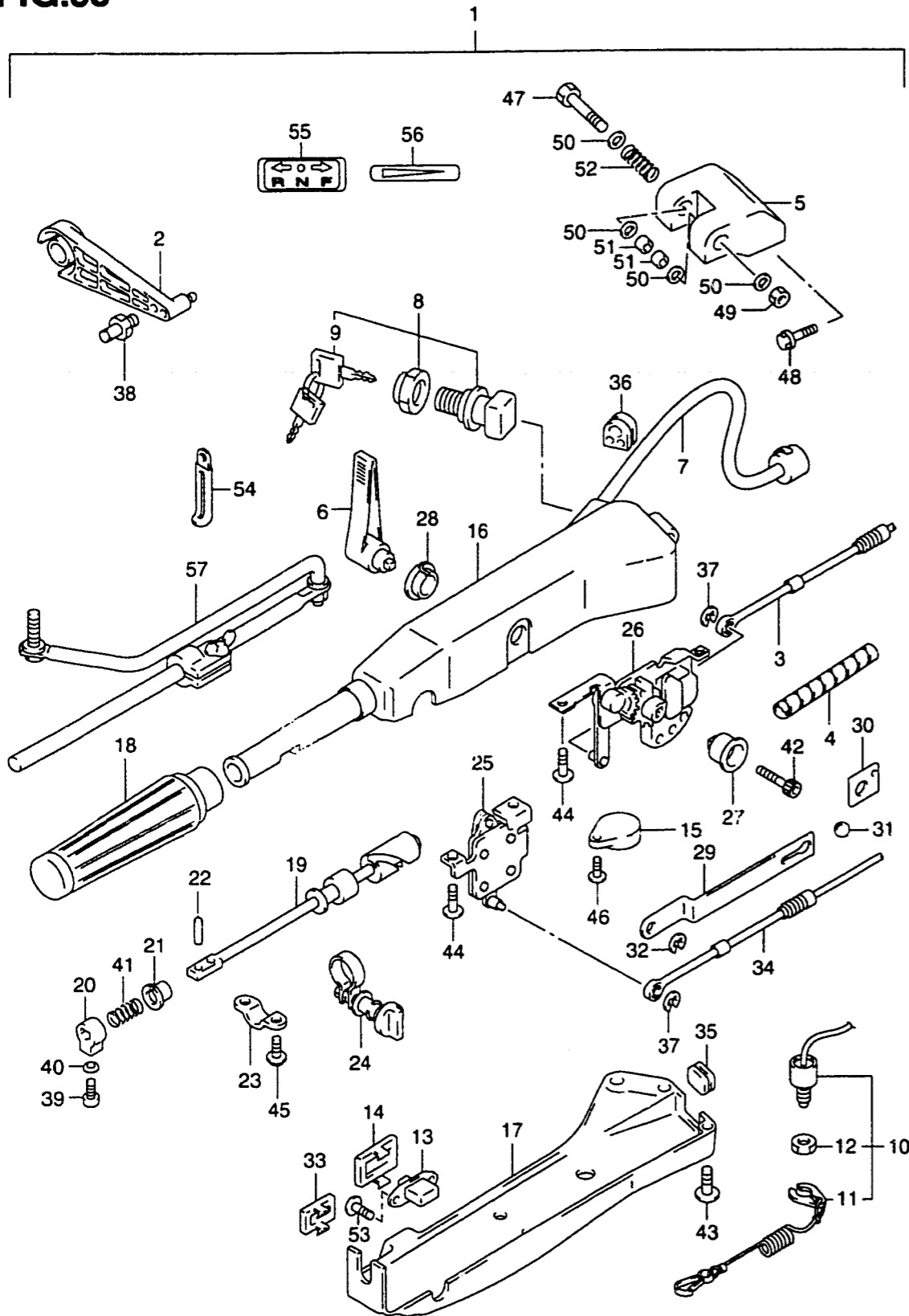


FIG.55 (G- 9)

OPT:TILLER HANDLE

QTY.

REF.NO.	PART NO.	DESCRIPTION	REMARKS
27	63261-87J00	.BUSH, SHIFT GEAR	1
28	63262-87J00	.BUSH, SHIFT LEVER	1
29	63271-87J10	.PLATE, LOCK	1
30	63272-87J00	.PLATE, BALL GUIDE	1
31	63273-87J00	.BALL	1
32	63274-87J00	.E RING	1
33	67263-99E00	.COVER, TRIM SW	1
34	63610-99E00	.CABLE, THROTTLE	1
35	63625-99E00	.GROMMET, THROTTLE CABLE	1
36	63626-99E01	.GROMMET, HANDLE WIRE	1
37	67292-87J00	.E RING	2
38	67473-89J00	.PIN, REMOCON CONNECTOR	1
39	09126-06015	.SCREW	1
40	09163-06001	.WASHER	1
41	09440-12027	.SPRING	1
42	09106-08099	.BOLT (8X50)	1
43	09125-05047	.SCREW (5X14)	6
44	09125-06069	.SCREW (6X12)	4
45	09136-05008	.SCREW (5X12)	2
46	02142-05207	.SCREW	1
47	09100-10264	.BOLT (10X80)	1
48	09117-10034	.BOLT (10X45)	2
49	09159-10050	.NUT	1
50	09160-10097	.WASHER	5
51	09306-10009	.BUSH	3
52	09440-22008	.SPRING	1
53	09139-02003	.SCREW (2X6)	2
54	09404-10205	.CLAMP	1
55	21131-96003	.MARK, CLUTCH SHIFT	1
56	63215-93110	.MARK, HANDLE GRIP	1
57	43770-99E00	.ADJUSTER, STEERING	1

FIG.56

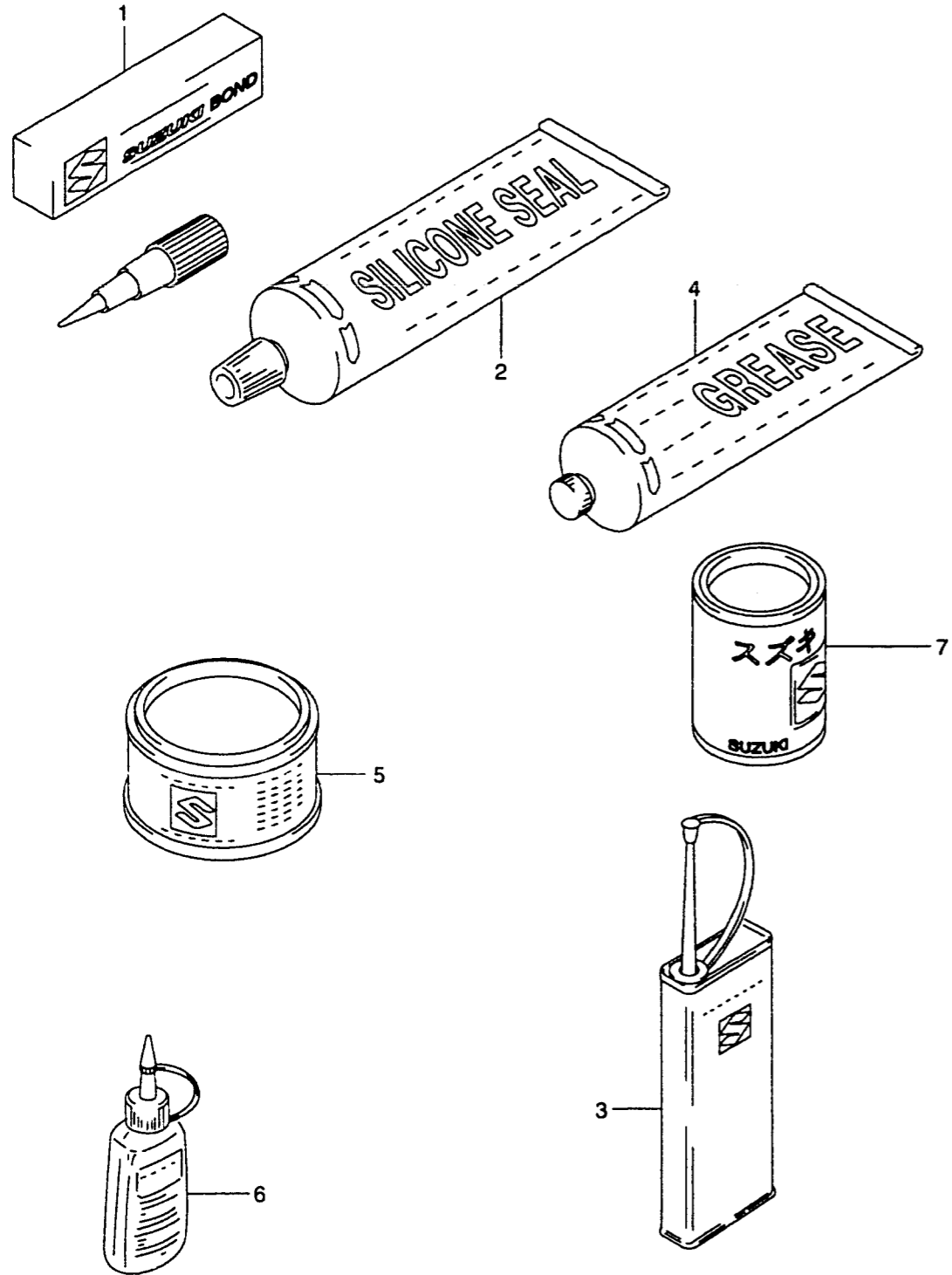


FIG.56 (G-10) OPTIONAL

REF.NO.	PART NO.	DESCRIPTION	QTY.	REMARKS
1-1	99104-31140	LIQUID GASKET SUZ BOND 1207B	1	FOR CRANKCASE
1-2	99000-31120	SILICONE SEALANT	1	50G, FOR GEAR CASE
2	93691-80030	SILICONE SEALANT	1	100G, FOR GEAR CASE
3	99000-32040	CEMENT, THREAD LOCK	1	200G
4	99000-25160	GREASE, WATER RESISTANT	1	250G
5	99000-25010	SUPER GREASE A	1	350G, FOR ENGINE OIL SEAL
6-1	99000-32050	THREAD LOCK CEMENT	1	50G (1342)
6-2	99000-32020	THREAD LOCK CEMENT, SUPER	1	50G (1333B)
7-1	99011-99E00-03A	MANUAL, OWNER'S	1	MODEL:98 DRAWING NOT SHOWN
7-2	99011-99E01-03A	MANUAL, OWNER'S	1	MODEL:99
7-3	99011-99E02-03A	MANUAL, OWNER'S	1	MODEL:00
7-4	99011-99E03-03A	MANUAL, OWNER'S	1	DF60T(H), 70T(H) MODEL:01
7-5	99011-99E20-03A	MANUAL, OWNER'S	1	TYPE:H MODEL:99
7-6	99011-99E21-03A	MANUAL, OWNER'S	1	TYPE:H MODEL:00

NOTE:

REFER TO THE ACCESSORY CATALOG FOR MORE OIL AND CHEMICALS.